

### RESOURCES OF HIGHER EDUCATION INSTITUTIONS, 2008/09

- During the 2008/09 academic year 577,000 staff were employed at 166 higher education institutions (HEIs) in the UK
- 98,000 staff, comprising 17% of the UK total, were employed in London which was an increase of 4,000 from the previous year
- HE staff in London consisted of 39,300 academic, 35,600 non-academic and 23,100 atypical\* staff
- 28% of academic staff carried out teaching duties, 49% did both teaching and research and 22 % worked solely on research activities
- Women made up 41% of full-time academic staff and 52% of part-time academic staff
- 34% of academic staff in London were employed in medicine, dentistry, veterinary and related healthcare subject areas
- Nearly 60% of non-academic staff were employed in administrative roles or as technicians

**\* Note atypical staff are those whose working arrangements are not permanent, involve complex employment relationships and/or involve work away from the supervision of the normal work provider. For further information [see Staff Definitions on the HESA website](#).**

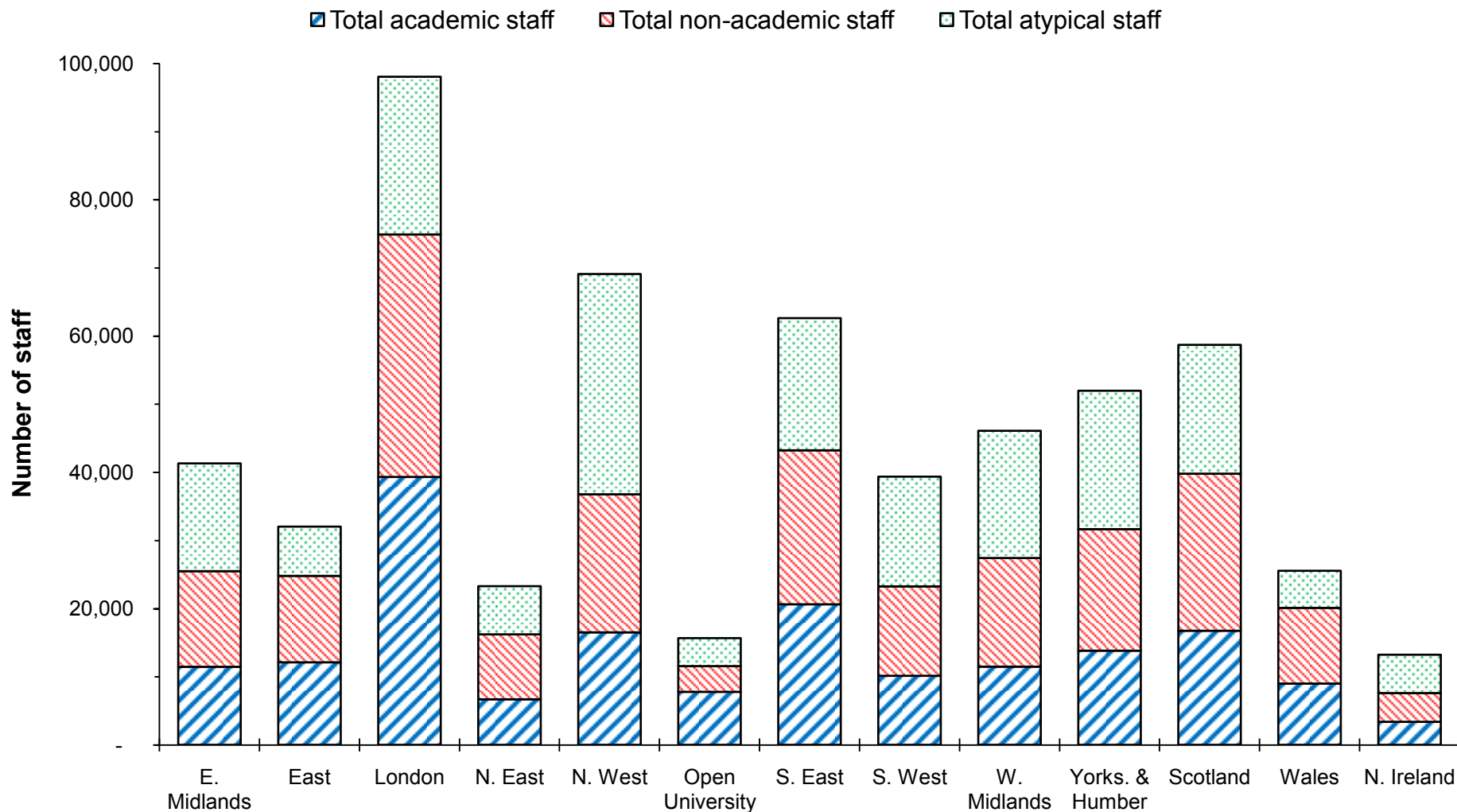
Source: Resources of Higher Education Institutions, 2008/09. Higher Education Statistics Agency Limited, May 2010.

Reproduced by permission of the Higher Education Statistics Agency Limited (HESA). HESA cannot accept responsibility for any inference or conclusions derived from the data by third parties. Figures for London refer to 41 of 42 publicly funded HEIs in the London Government Office Region excluding the Open University in London (data not available).

Email [paresh.shah@londonhigher.ac.uk](mailto:paresh.shah@londonhigher.ac.uk) if you have any queries about this Factsheet. **ALL MEDIA ENQUIRIES TO BE ADDRESSED TO HESA NOT LONDON HIGHER.**

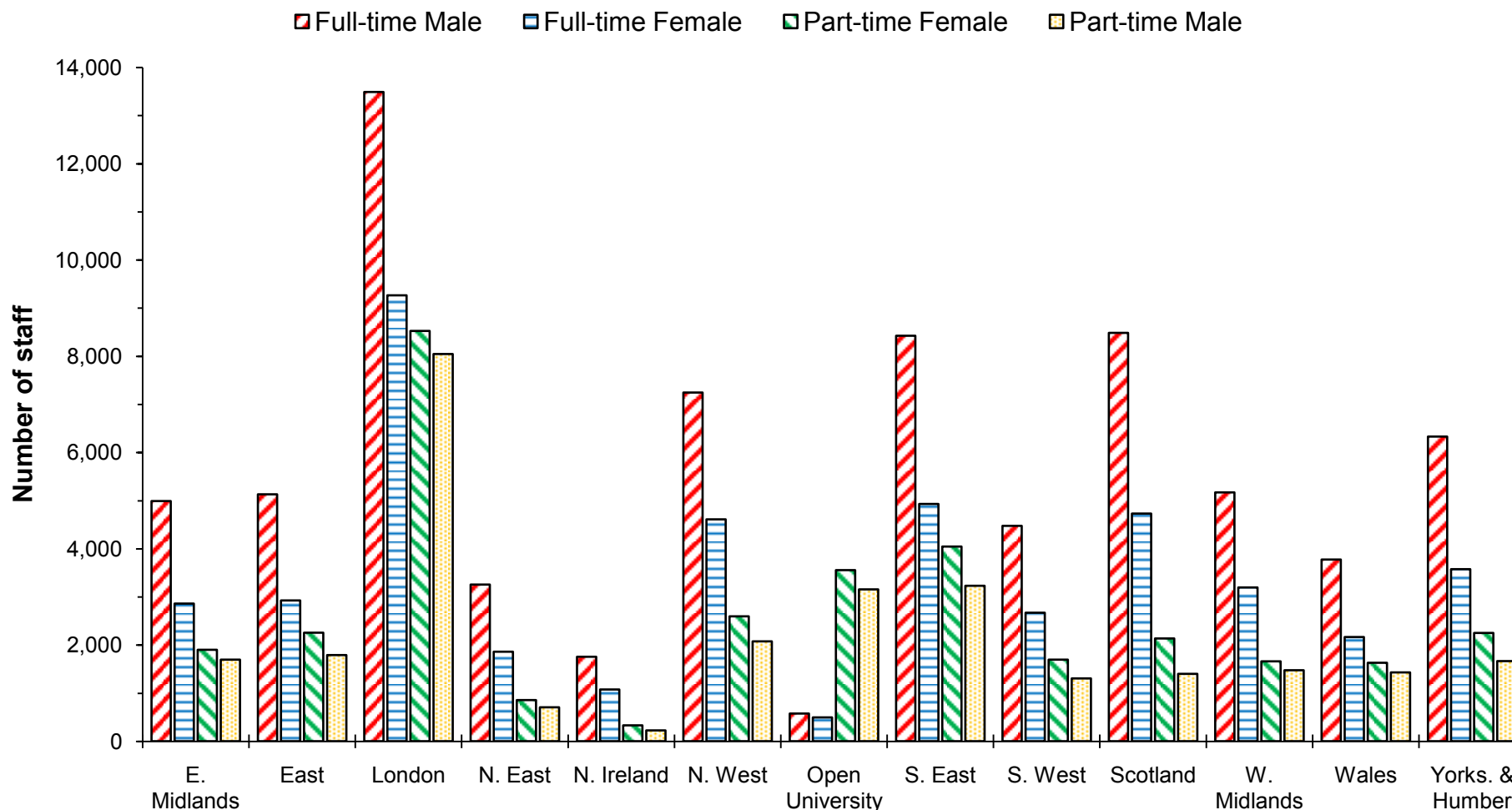
RESOURCES OF HIGHER EDUCATION INSTITUTIONS, 2008/09

### Numbers of staff by region, 2008/09

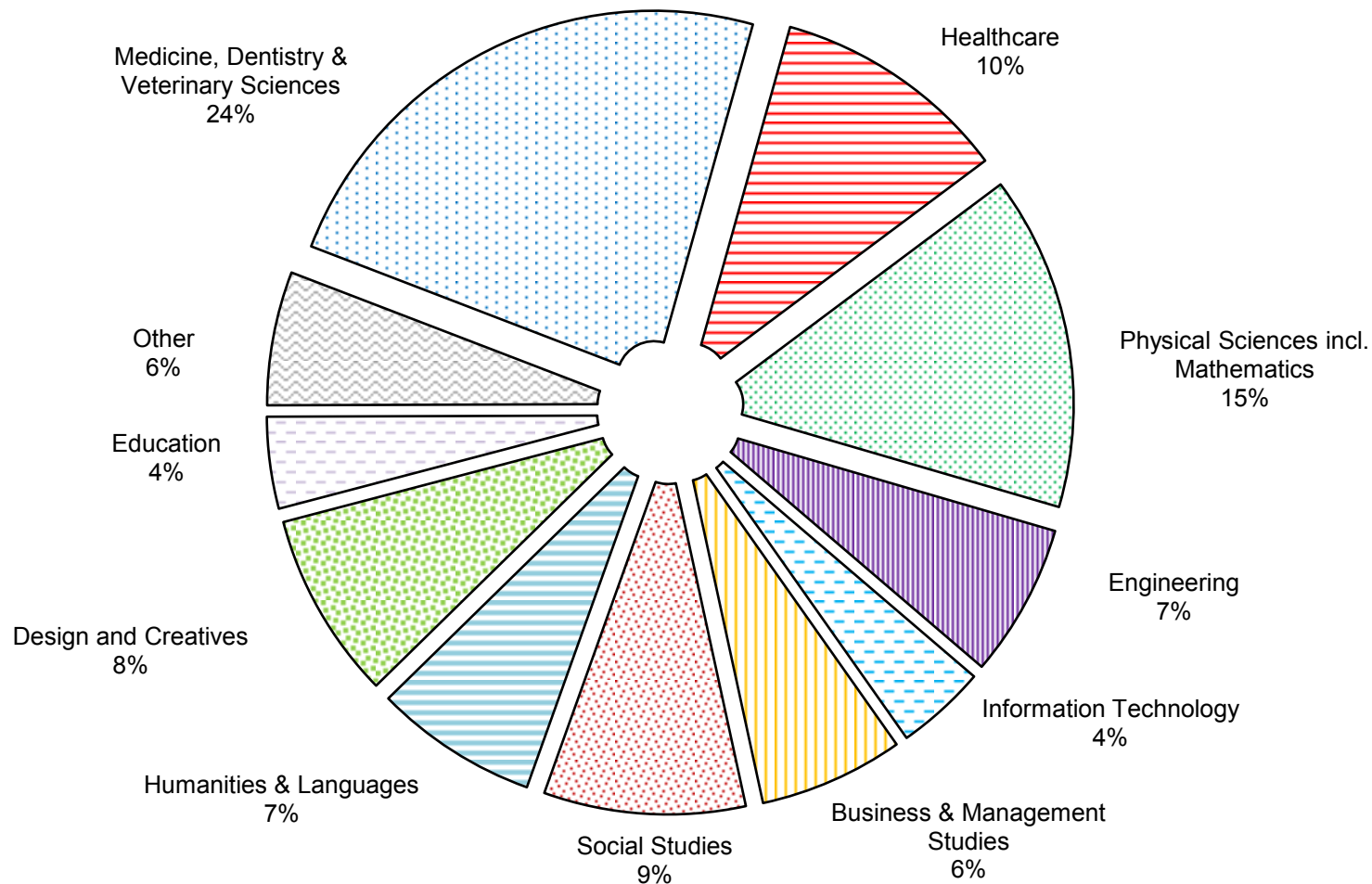


RESOURCES OF HIGHER EDUCATION INSTITUTIONS, 2008/09

### Academic staff by mode of employment and gender, 2008/09 excluding atypical staff



### Academic staff in London by cost centre based on 27,700 full-time equivalents



### Non-academic staff in London by activity based on 35,540 staff (excl. atypical)

