

LONDON HIGHER FACTSHEET 2011

STUDENTS IN HIGHER EDUCATION INSTITUTIONS 2009/10 – LONDON REGION

- A total of 433,000 students were registered at Higher Education (HE) institutions in London in 2009/10, an increase from the previous academic year by 6,900
- Over 10,000 students in London, or 2% of all students, were following further education (FE) programmes with a London HE institution (see Note)
- About 5,000 students, or 1% of the total, were writing up dissertations or carrying out sabbatical duties
- The 417,000 students in London following undergraduate or postgraduate HE courses made up 17% of all 2.5 million HE students in the UK
- About 286,000 HE students, or 69%, were registered as undergraduates while 131,000, or 31%, were studying at postgraduate level
- For full-time UK undergraduate students, 54,000 came to London from the rest of the UK while 72,000 students left London to study elsewhere in the UK
- About 92,000 students living in London remained in the capital, comprising 55% of the full-time undergraduate population, up 11% from the previous year
- There were 102,000 international students in London accounting for 25% of all students in London, and 25% of all international students in the UK were studying in London
- 57% of all HE students in London were female and 56% were 24 years old or less while 27% were 30 or over
- 45% of UK students in London were from a black or minority ethnic group, compared with 13% of students at HE institutions (HEIs) in the rest of the UK
- The three most popular subjects were business & administrative studies (15% of students), subjects allied to healthcare (12%) and creative arts & design (11%)
- About 11,000 students were on Initial Teacher Training (ITT) courses in London, comprising 13% of 80,000 ITT students in the UK
- 74,000 students were based outside of the UK while registered at a London HEI or partner organisation and 64% were non-EU students taking first degrees
- London's "offshore students" made up 18% of all 409,000 such students registered with UK HEIs
- Of 136,000 HE qualifications awarded in London, 41% were at postgraduate level, 41% were for first degrees and 18% for other undergraduate degrees

Source: [Students in Higher Education Institutions, 2009/10](#). Higher Education Statistics Agency Limited (HESA), March 2011.

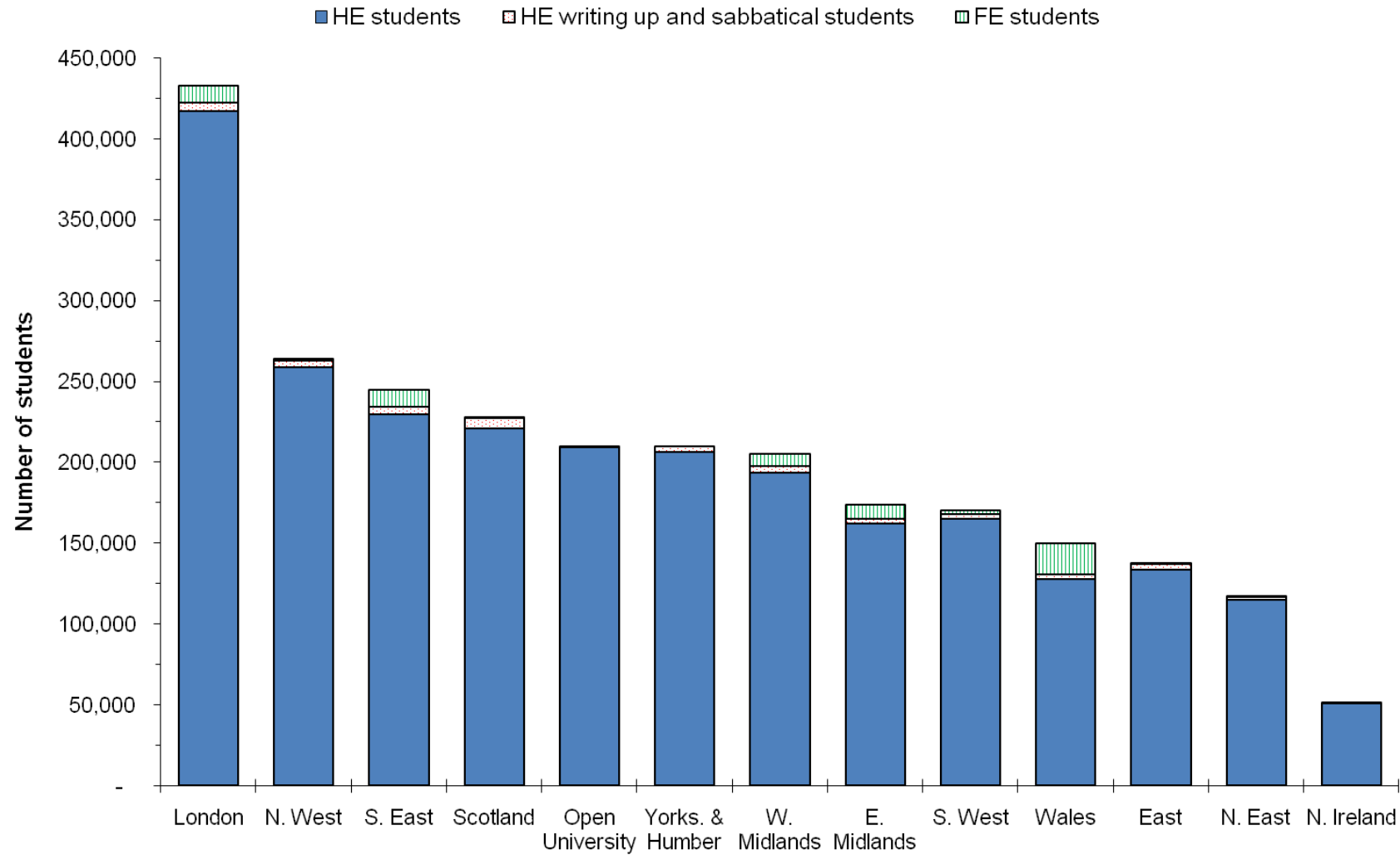
Note: FE students are underestimated as many HEIs with significant levels of FE provision agreed not to make dual returns to both the Learning and Skills Council and HESA.

Reproduced by permission of the Higher Education Statistics Agency Limited (HESA). HESA cannot accept responsibility for any inference or conclusions derived from the data by third parties. All figures, unless stated, refer to 41 of 42 publicly funded HEIs in the London Government Office Region excluding the Open University in London (data not available).

Email paresh.shah@londonhigher.ac.uk for any queries. ALL MEDIA ENQUIRIES TO BE ADDRESSED TO HESA NOT LONDON HIGHER.

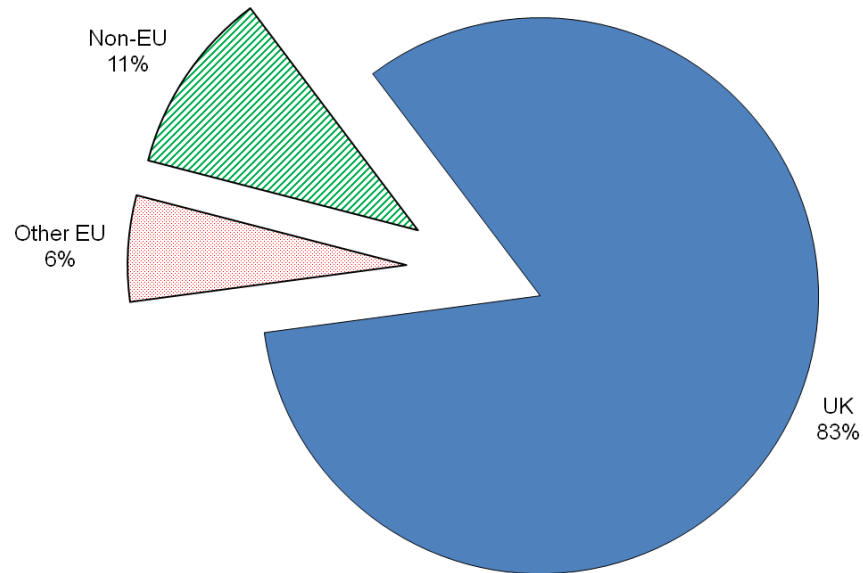
STUDENTS IN HIGHER EDUCATION INSTITUTIONS 2009/10 – LONDON REGION

HESA Students in Higher Education Institutions, 2009/10 - Total numbers by Region

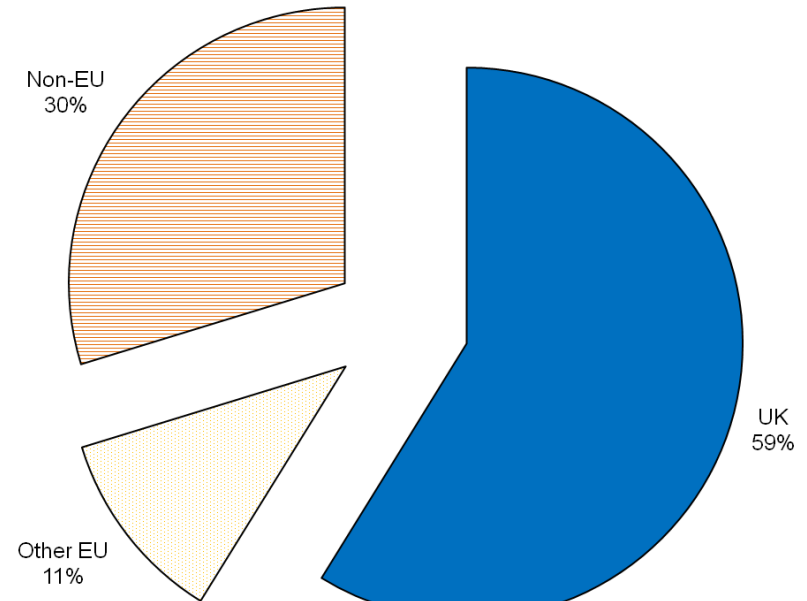


Domicile of HE students in London region

Undergraduate students (n=286,000)

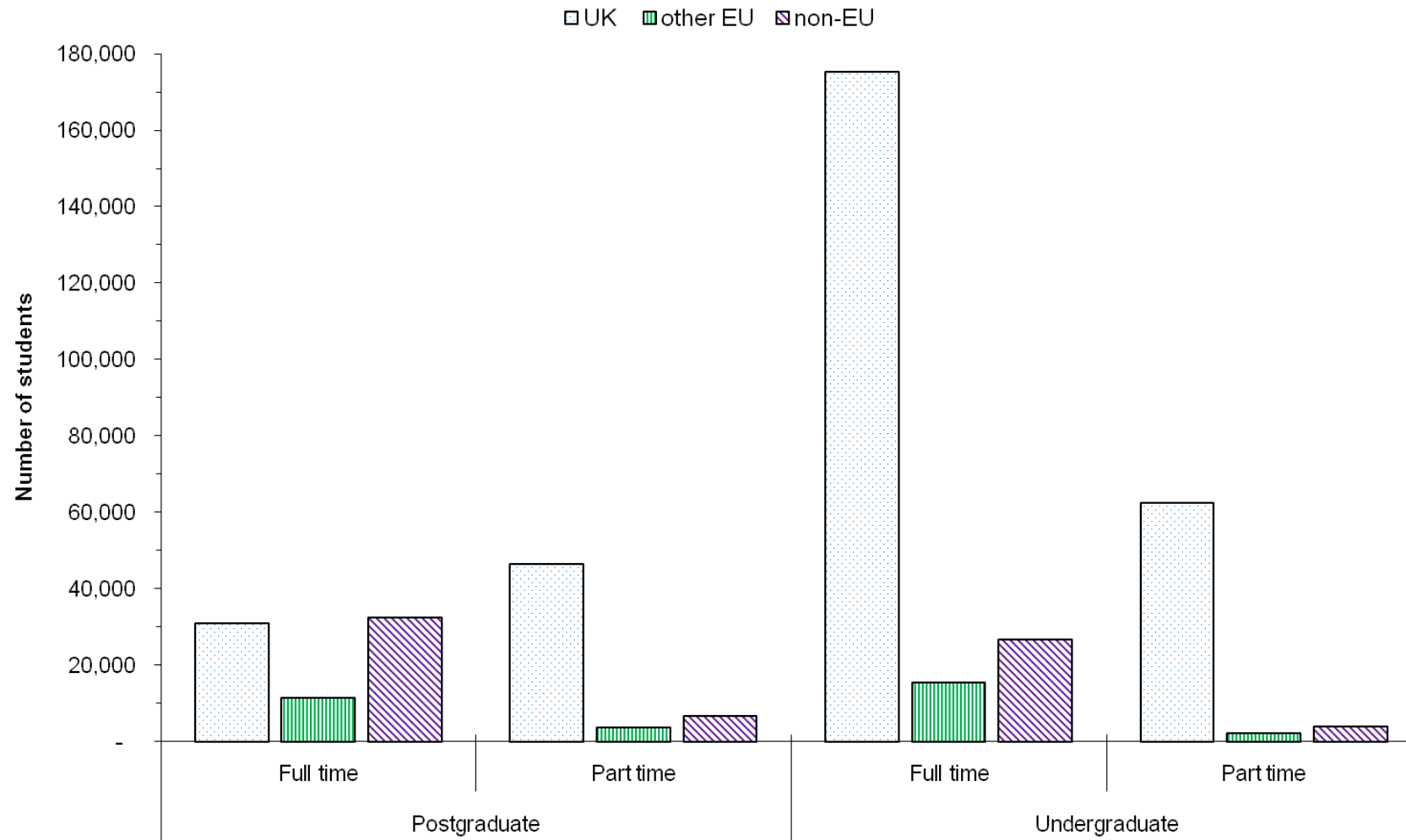


Postgraduate students (n=131,000)



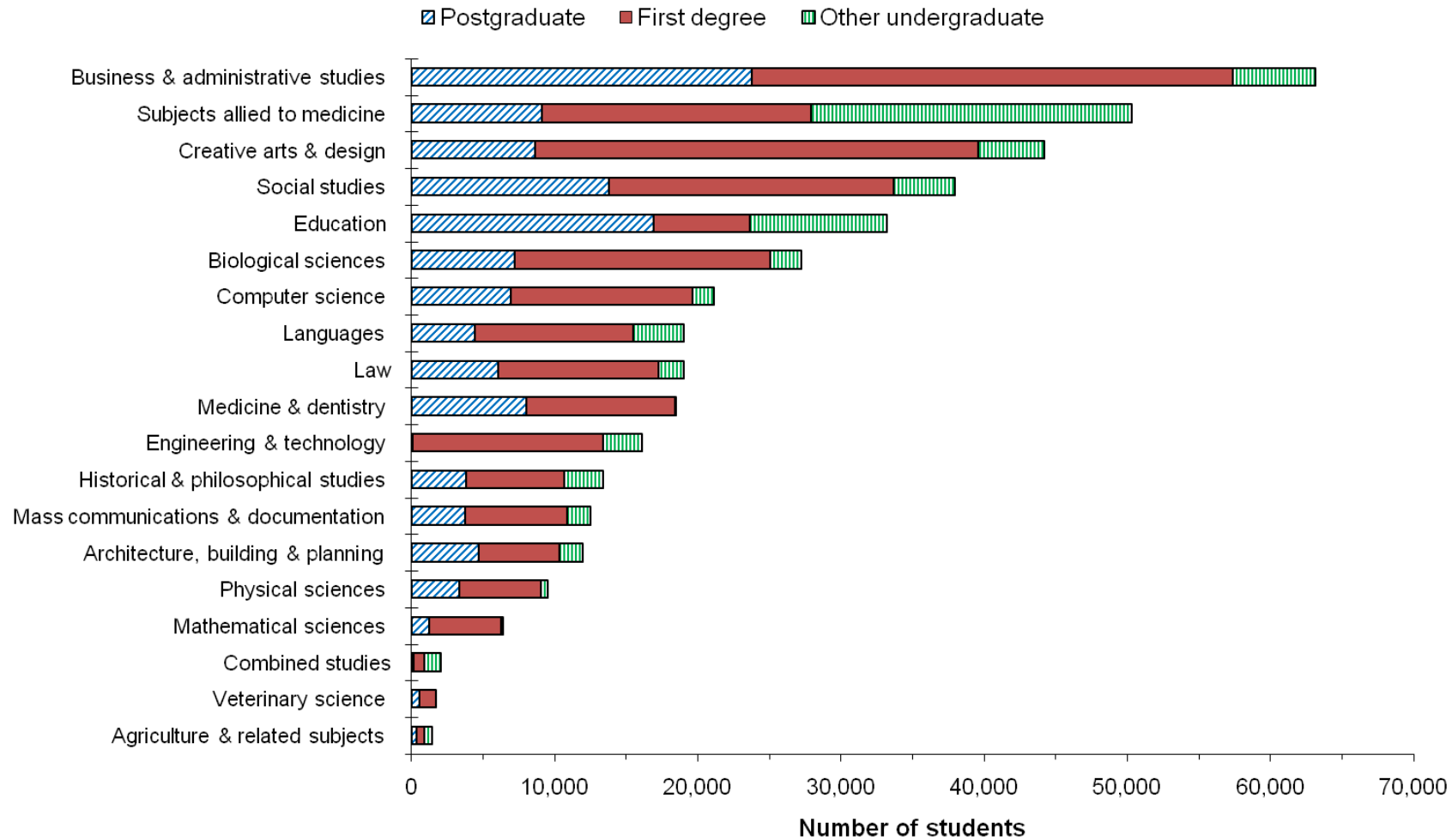
STUDENTS IN HIGHER EDUCATION INSTITUTIONS 2009/10 – LONDON REGION

HESA Students in Higher Education Institutions, 2009/10: Students in London by domicile, level and mode of study



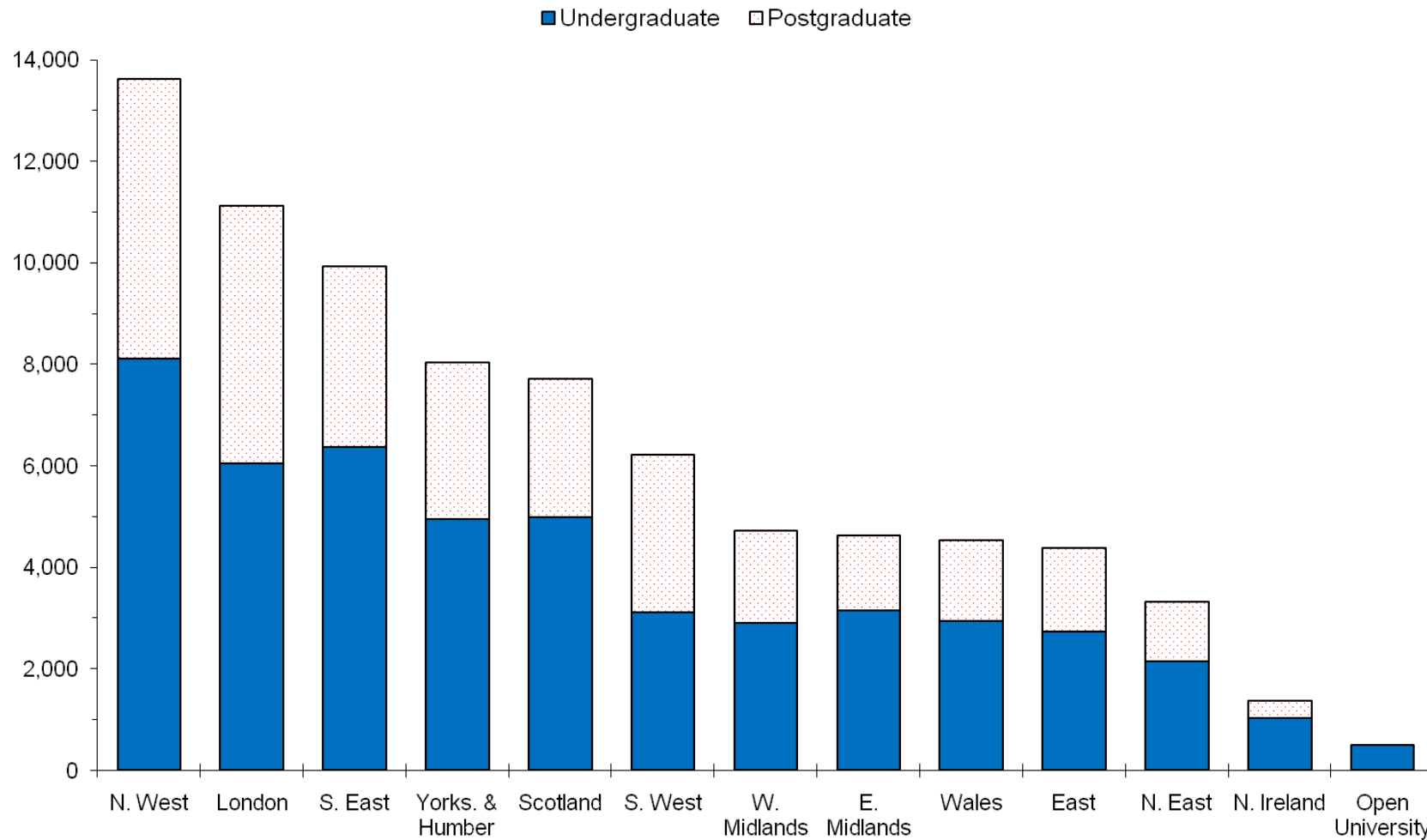
STUDENTS IN HIGHER EDUCATION INSTITUTIONS 2009/10 – LONDON REGION

HESA Students at Higher Education Institutions, 2009/10: Level and subjects studied in London region



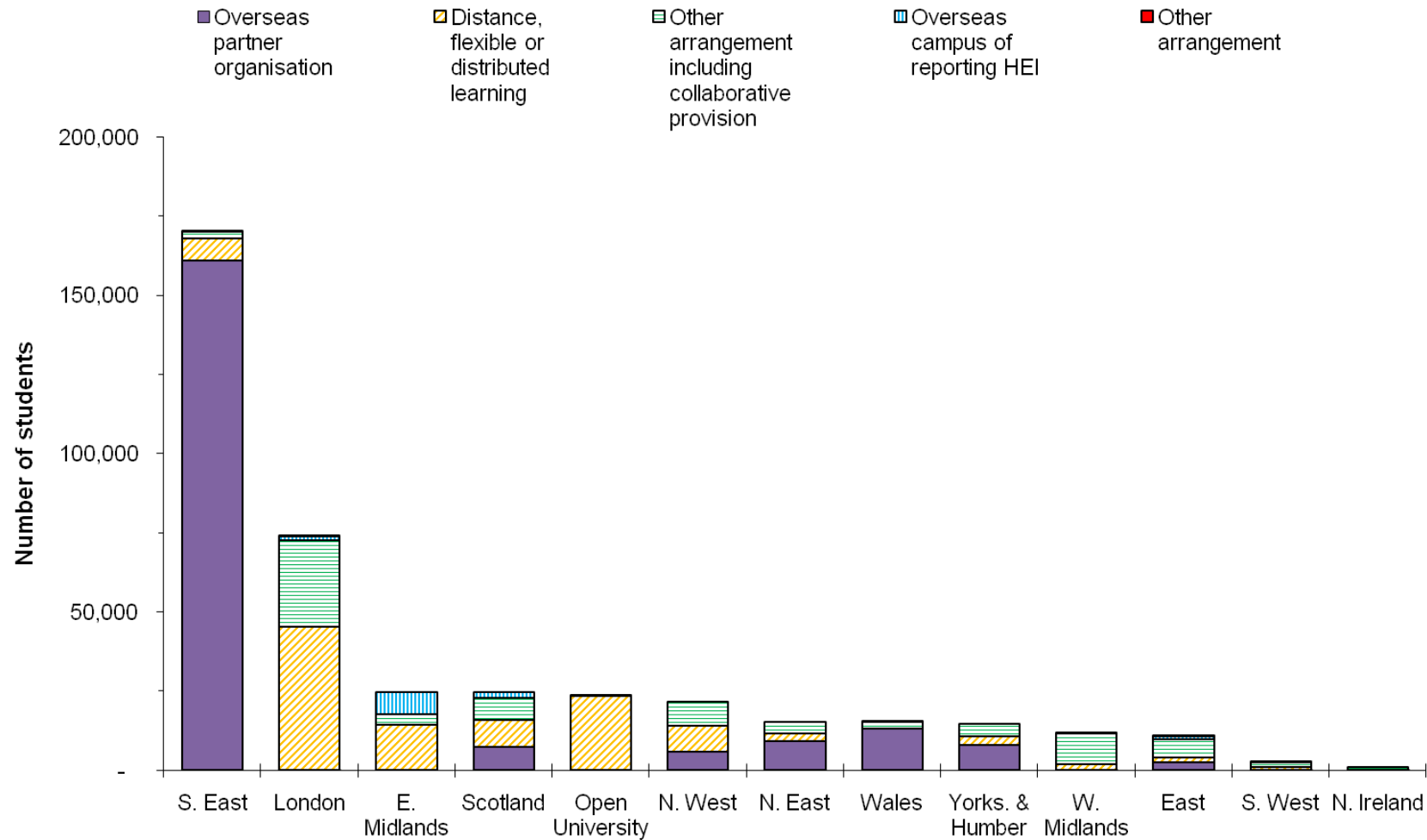
STUDENTS IN HIGHER EDUCATION INSTITUTIONS 2009/10 – LONDON REGION

HESA Students in Higher Education Institutions, 2009/10: Initial Teacher Training students by region



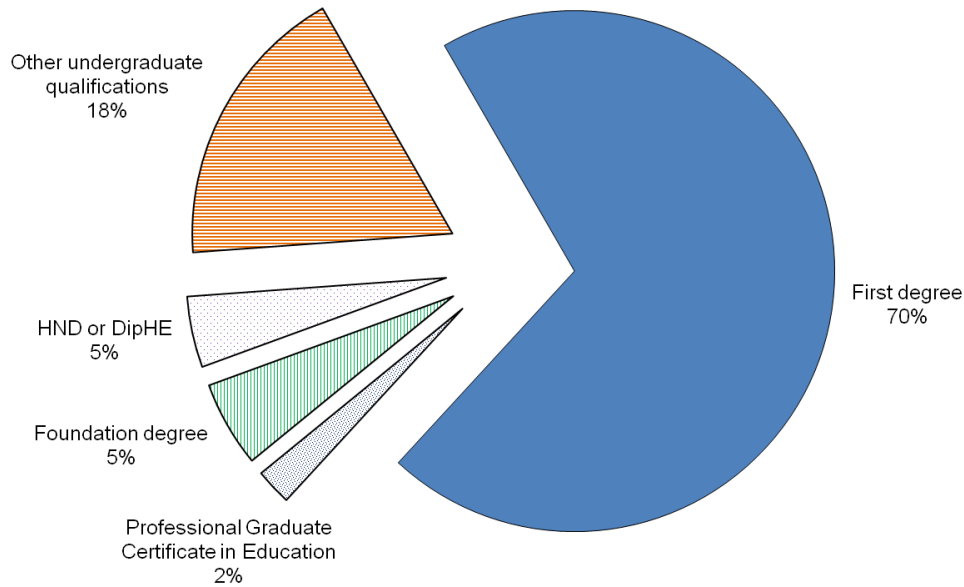
STUDENTS IN HIGHER EDUCATION INSTITUTIONS 2009/10 – LONDON REGION

HESA Students in Higher Education Institutions, 2009/10: Types of offshore provision by region



HE qualifications in London Region

Undergraduate qualifications (n=79,800)



Postgraduate qualifications (n=56,000)

