

## LONDON HIGHER FACTSHEET 2011



### FINANCES OF HIGHER EDUCATION INSTITUTIONS, 2009/10 – LONDON REGION

- During 2009/10, the 165 higher education institutions (HEIs) in the UK had a combined income of £26.8 billion;
- £5.7 billion, or 21% of the UK total, was obtained by London HEIs, followed by the South East (11%) and Scotland and the North East (both 10%);
- London HEIs received £329 million from Research Councils and professional societies (increase of £12 million from previous year) and £253 million in competitive grants from UK-based charities (same as previous year);
- 60% of Research Council grants were provided by the Engineering and Physical Sciences Research Council and the Medical Research Council;
- Almost 20% of research grants were won from the Biotechnology and Biological Sciences Research Council and the Economic and Social Research Council;
- Grants from EU government bodies to London HEIs totalled £79 million (up by £14 million from previous year), and constituted 21% of all EU grants obtained by the UK;
- London HEIs received £41 million from non-EU-based charities, making up 42% of grant expenditure by these charities to UK HEIs;
- Income from tuition fees and education contracts was £1.9 billion in London, comprising 23% of all such income to the UK HE sector;
- Of the £890 million in income for London HEIs from other sources, 32% came from residences, catering and conference operations, 12% from health and hospital authorities and 1% from intellectual property rights.

Source: HE Finance Plus, 2009/10. Higher Education Statistics Agency Limited, April 2011.

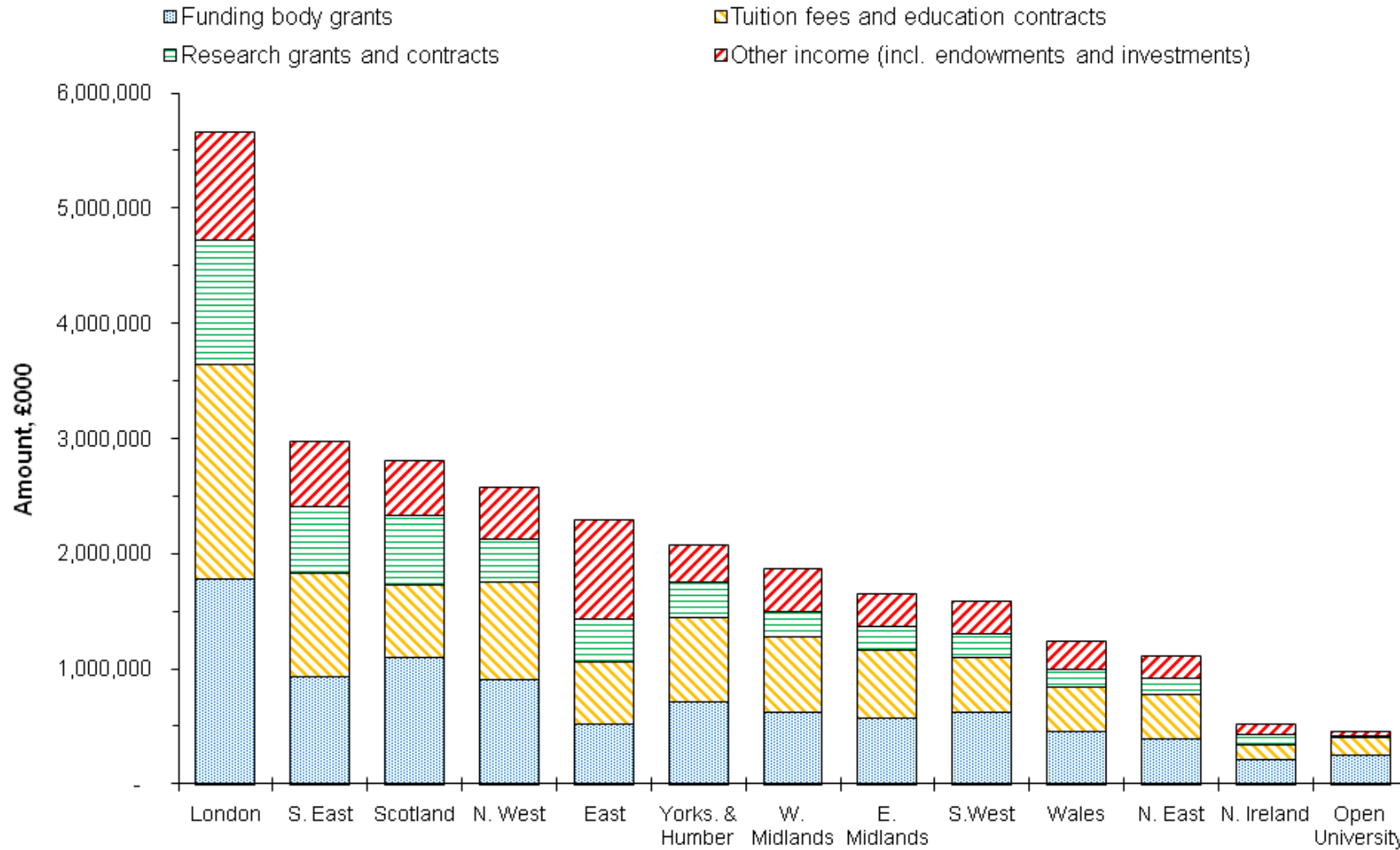
[www.hesa.ac.uk/index.php/component/option,com\\_pubs/task,show\\_pub\\_detail/pubid,1710/Itemid,286/](http://www.hesa.ac.uk/index.php/component/option,com_pubs/task,show_pub_detail/pubid,1710/Itemid,286/)

[www.hesa.ac.uk/index.php?option=com\\_content&task=view&id=2088&Itemid=161](http://www.hesa.ac.uk/index.php?option=com_content&task=view&id=2088&Itemid=161)

Reproduced by permission of the Higher Education Statistics Agency Limited (HESA). HESA cannot accept responsibility for any inference or conclusions derived from the data by third parties. Figures for London refer to 41 of 42 publicly funded HEIs in the London Government Office Region excluding the Open University in London (data not available).

Email [paresh.shah@londonhigher.ac.uk](mailto:paresh.shah@londonhigher.ac.uk) if you have any queries about this Factsheet. ALL MEDIA ENQUIRIES TO BE ADDRESSED TO HESA NOT LONDON HIGHER.

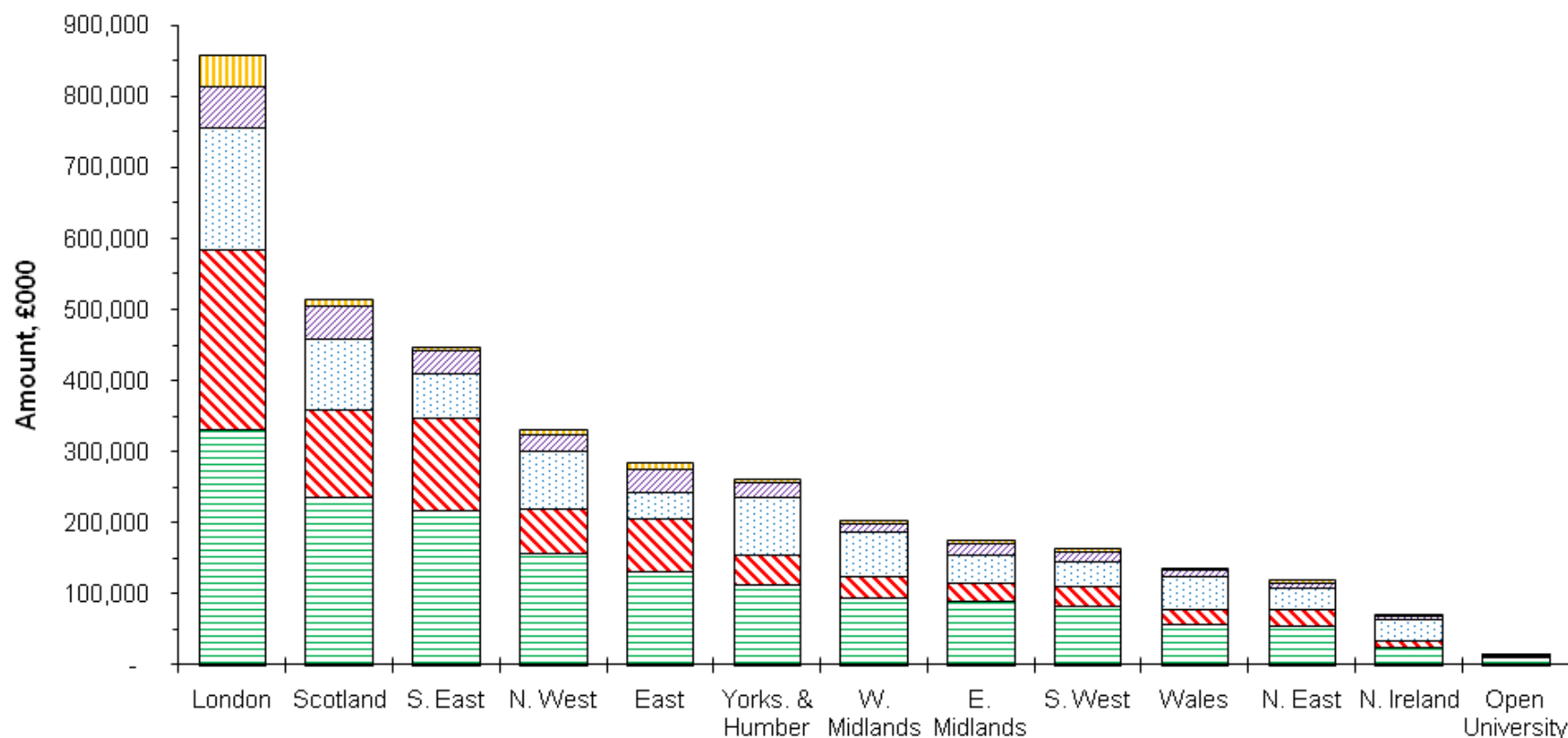
### Fee and Grant Income by Region, 2009/10



FINANCES OF HIGHER EDUCATION INSTITUTIONS, 2009/10 – LONDON REGION

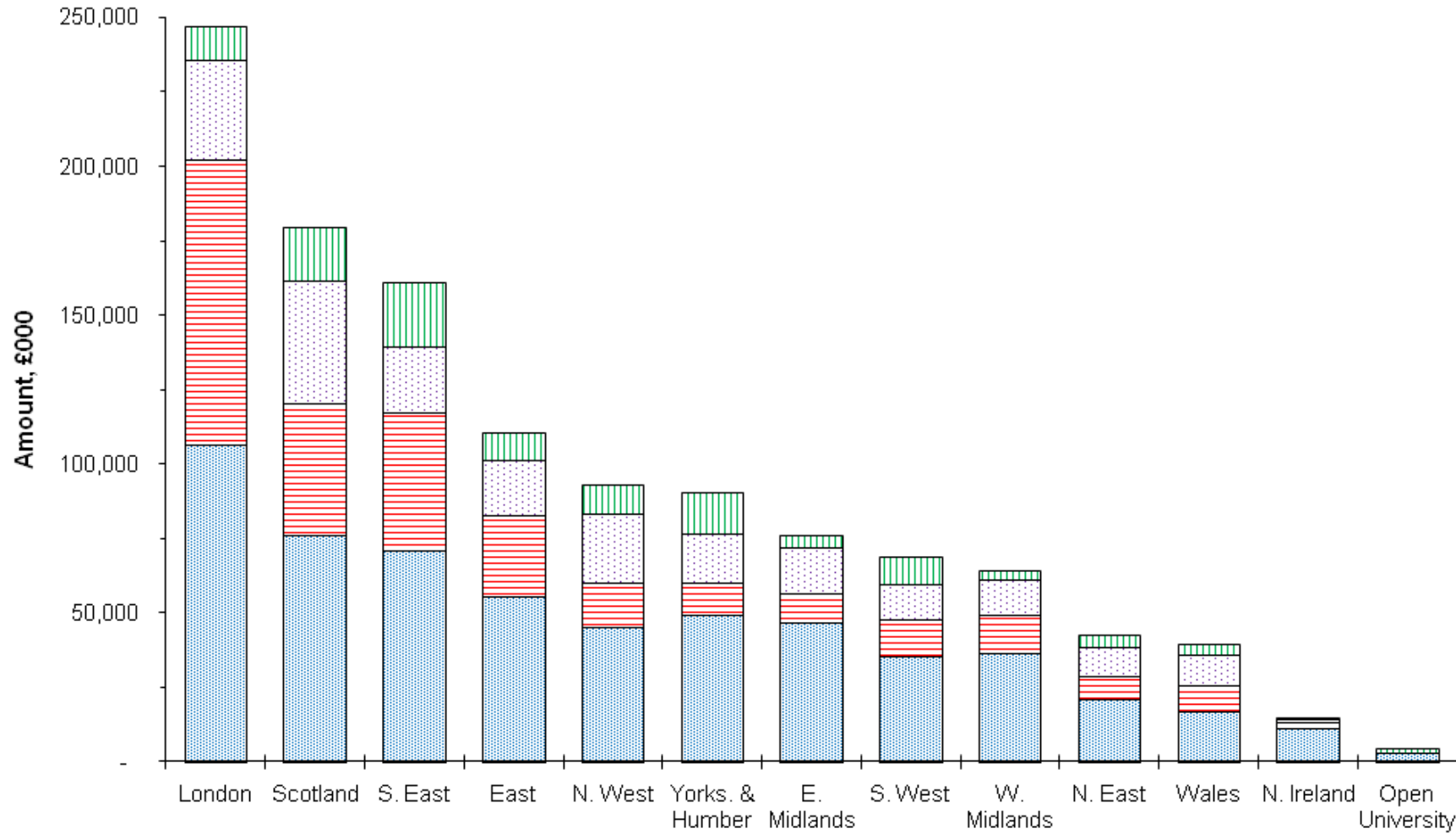
**Research Grants and Contracts from UK Sources, 2009/10**

- Research Councils, The Royal Society, British Academy and The Royal Society of Edinburgh
- UK-based charities (open competitive process)
- UK central government bodies/local authorities, health and hospital authorities
- UK industry, commerce and public corporations
- UK-based charities (other)



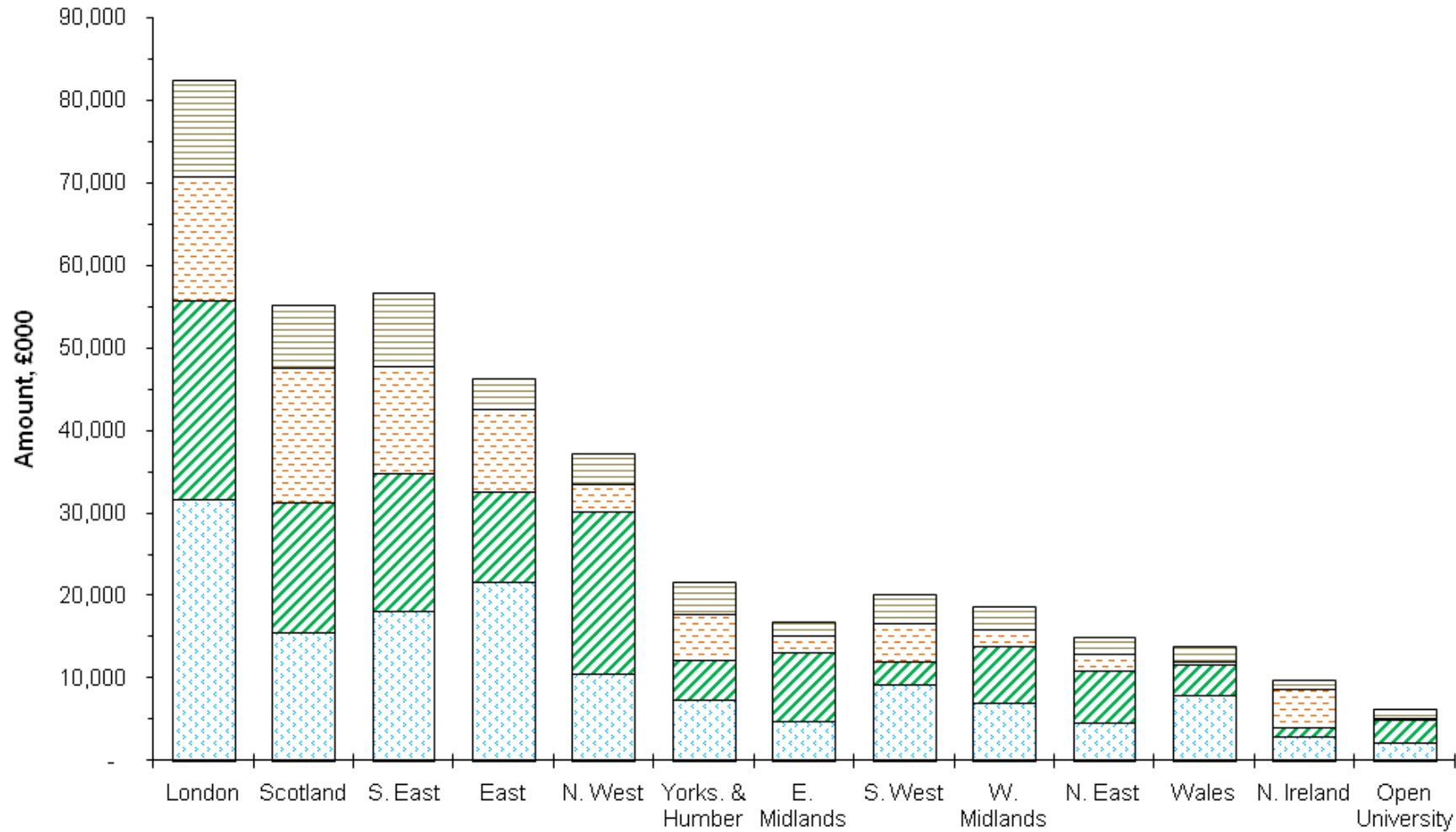
### Total Research Council Grants (A), 2009/10

■ EPSRC ■ MRC ■ BBSRC ■ NERC

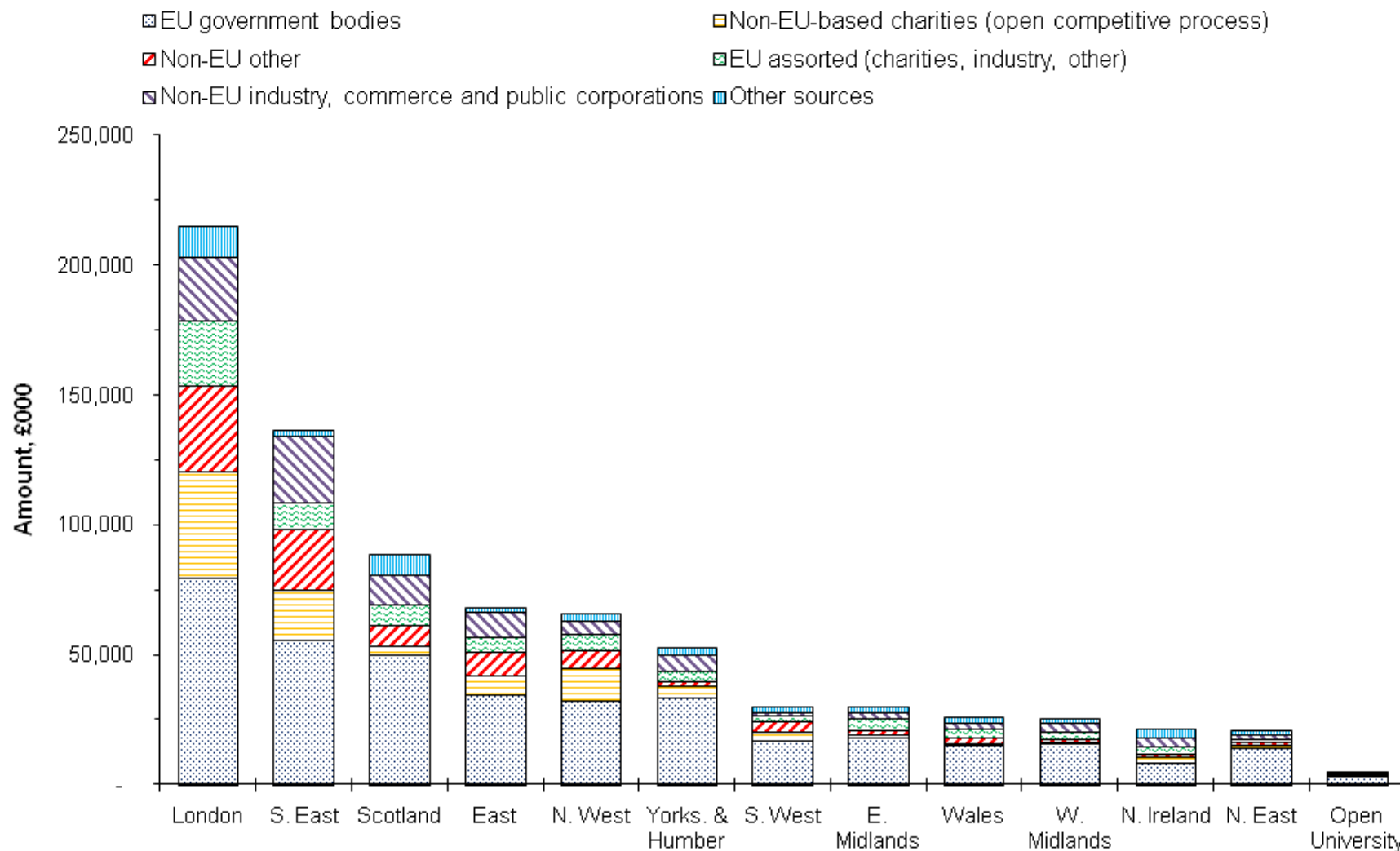


### Total Research Council Grants (B), 2009/10

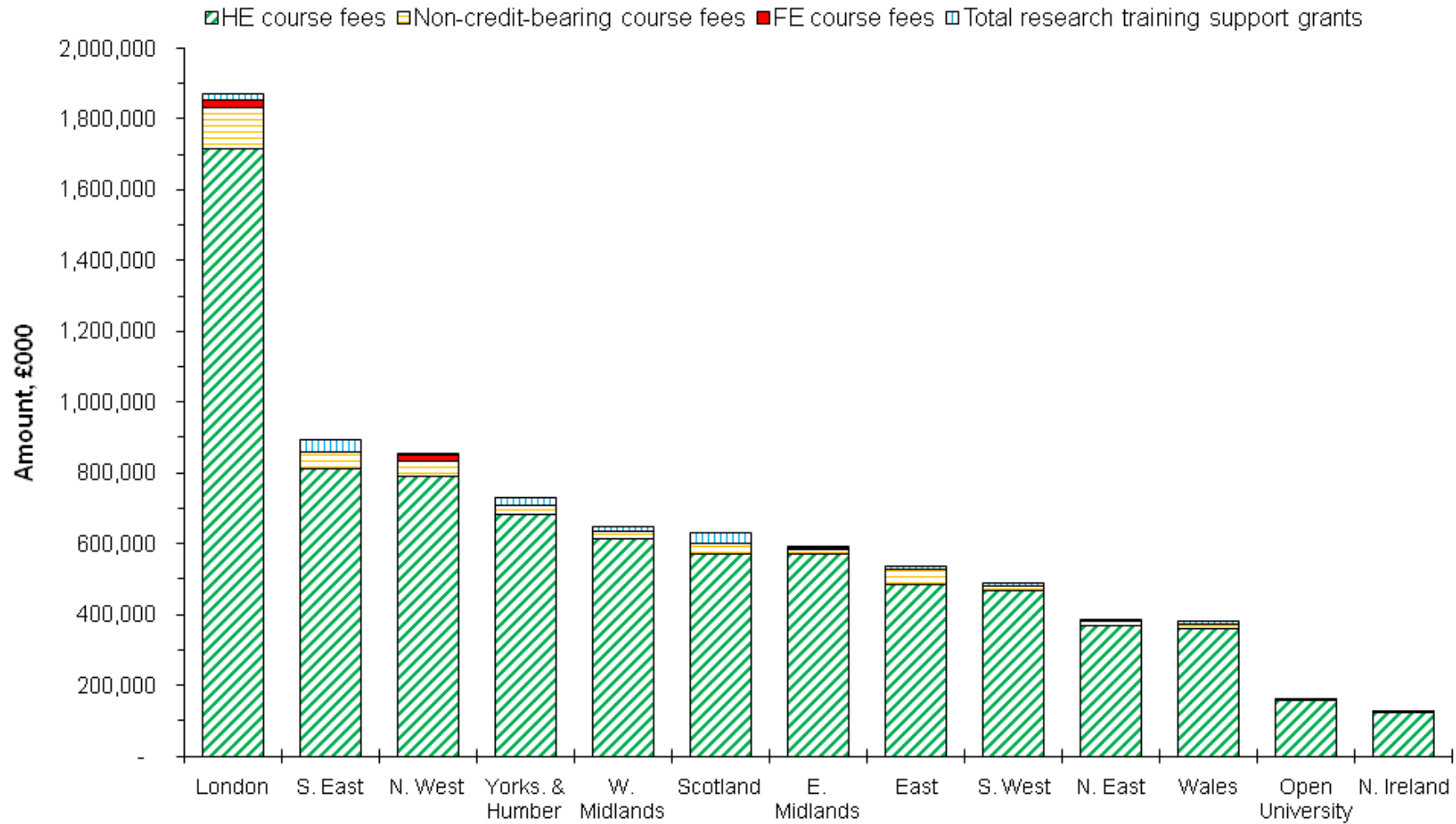
ESRC STFC Other AHRC



### Funding from Non-UK Sources, 2009/10



### Income from Tuition Fees and Education Contracts, 2009/10



### Income from Other Sources, 2009/10

