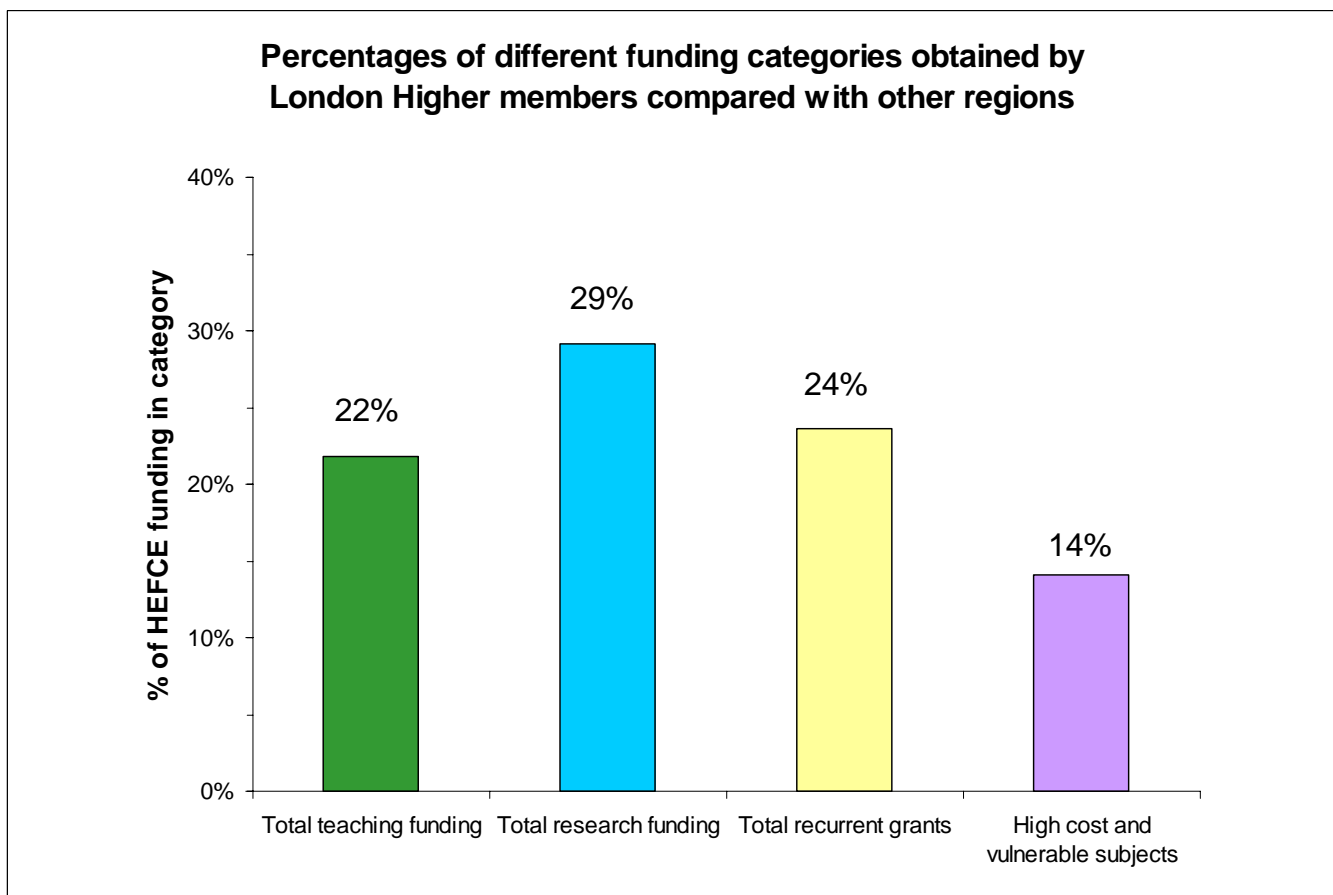


Provisional allocations of recurrent funding for the academic year 2007-08

- HEFCE have provided a 5.3% recurrent funding increase compared with the previous year to all institutions in the UK
- All London Higher members have achieved a 9.5% funding increase (min=1.7; max=88.4) which can be divided as follows;
 - ⇒ a 5.2% increase for London Higher member universities (min=1.7; max=9.6), compared with 5.7% for all UK universities
 - ⇒ a 13.0% increase for London Higher member specialist colleges and institutions (excl. FE colleges) (min= 1.7, max= 88.4), compared with a 11.7% increase for all UK specialist colleges and institutions

London Higher members have received a substantial proportion in several funding categories (see chart)



Source: HEFCE "Recurrent Grants for 2007-08, Ref. March 2007/06, Core Funding/operations Allocation of Funds"

Note: Figures for the Open University in London are not included as these are not available in the HEFCE data

Summary of Funding for 2007/08: All figures in £

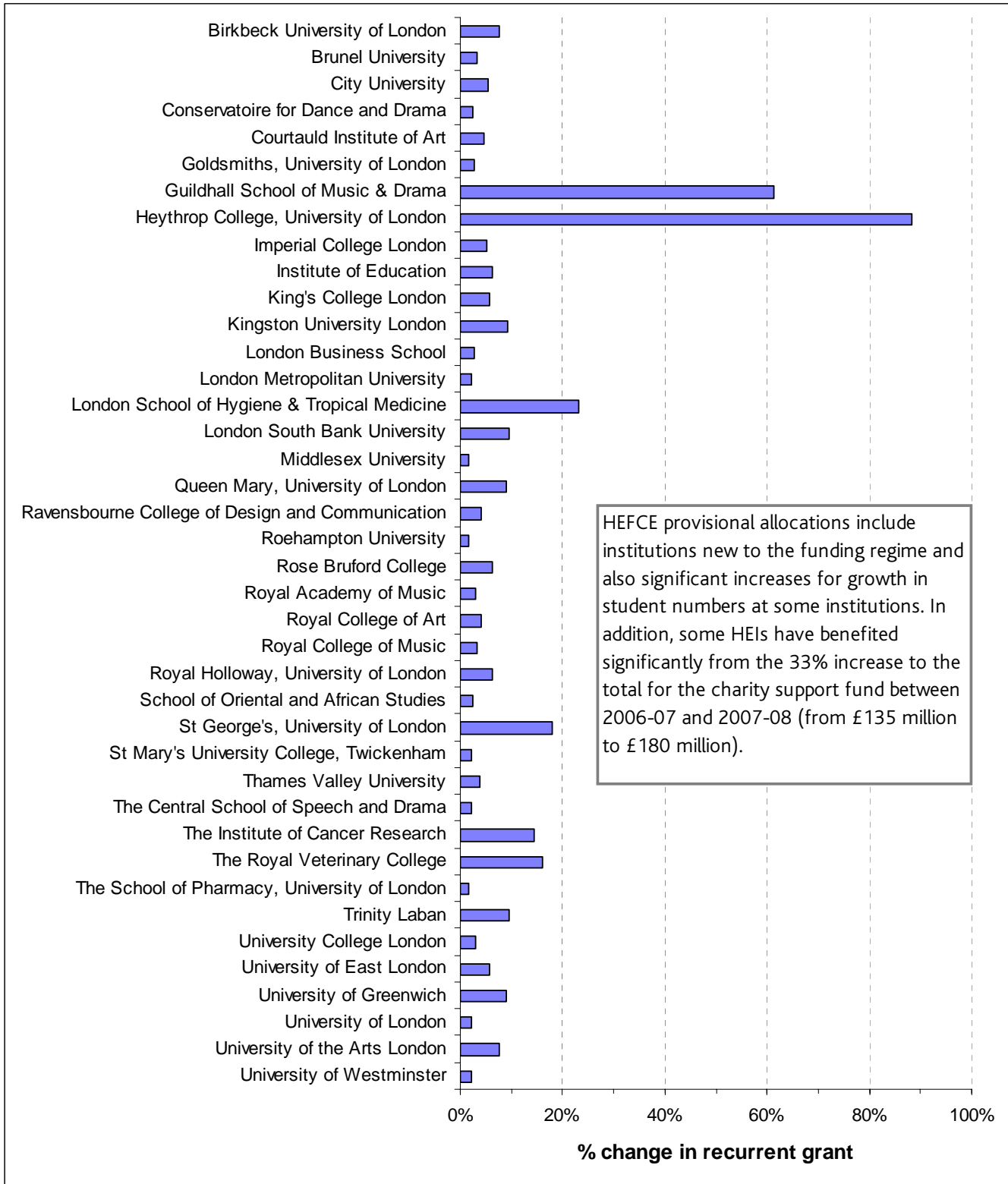
| London Higher Member | Total teaching funding | Total HEFCE research funding | Total recurrent grant 2007-08 |
|--------------------------------------------------|------------------------|------------------------------|-------------------------------|
| <i>University*</i> | | | |
| Birkbeck, University of London | 23,470,758 | 9,754,111 | 33,224,869 |
| Brunel University | 35,669,860 | 8,576,951 | 44,246,811 |
| City University | 25,213,581 | 6,483,930 | 31,697,511 |
| Goldsmiths, University of London | 16,820,332 | 8,489,023 | 25,309,355 |
| Imperial College London | 54,562,880 | 91,800,084 | 146,362,964 |
| King's College London | 71,362,620 | 58,400,837 | 129,763,457 |
| Kingston University London | 62,892,469 | 1,332,048 | 64,224,517 |
| London Metropolitan University | 67,899,660 | 787,574 | 68,687,234 |
| London South Bank University | 40,994,245 | 1,482,732 | 42,476,977 |
| Middlesex University | 45,099,849 | 1,957,366 | 47,057,215 |
| Queen Mary, University of London | 55,709,456 | 24,247,871 | 79,957,327 |
| Roehampton University | 20,372,925 | 1,244,844 | 21,617,769 |
| Royal Holloway, University of London | 19,897,159 | 14,305,785 | 34,202,944 |
| Thames Valley University | 33,087,204 | 104,212 | 33,191,416 |
| University College London | 64,475,717 | 101,333,187 | 165,808,904 |
| University of East London | 40,786,898 | 1,626,390 | 42,413,288 |
| University of Greenwich | 56,079,557 | 1,656,989 | 57,736,546 |
| University of Westminster | 56,572,806 | 2,173,675 | 58,746,481 |
| <i>Specialist Institution*</i> | | | |
| The Institute of Cancer Research | 879,296 | 16,214,047 | 17,093,343 |
| The Central School of Speech and Drama | 4,888,028 | 0 | 4,888,028 |
| Courtauld Institute of Art | 1,027,786 | 1,345,576 | 2,373,362 |
| Conservatoire for Dance and Drama | 10,235,780 | 0 | 10,235,780 |
| Institute of Education | 5,314,773 | 8,453,805 | 13,768,578 |
| Guildhall School of Music & Drama | 1,570,114 | 0 | 1,570,114 |
| Heythrop College, University of London | 996,862 | 0 | 996,862 |
| London Business School | 763,747 | 4,719,500 | 5,483,247 |
| London School of Hygiene & Tropical Medicine | 3,827,778 | 10,431,759 | 14,259,537 |
| School of Oriental and African Studies | 6,980,639 | 6,822,207 | 13,802,846 |
| The School of Pharmacy | 4,231,133 | 2,978,663 | 7,209,796 |
| Ravensbourne College of Design and Communication | 6,622,505 | 0 | 6,622,505 |
| Rose Bruford College | 3,847,857 | 0 | 3,847,857 |
| Royal Academy of Music | 4,114,923 | 306,567 | 4,421,490 |
| Royal College of Art | 11,066,540 | 2,825,735 | 13,892,275 |
| Royal College of Music | 4,364,738 | 356,160 | 4,720,898 |
| The Royal Veterinary College | 20,032,725 | 4,592,256 | 24,624,981 |
| St George's, University of London | 18,739,122 | 7,476,315 | 26,215,437 |
| St Mary's University College, Twickenham | 7,684,757 | 80,518 | 7,765,275 |
| Trinity Laban | 7,534,991 | 0 | 7,534,991 |
| University of the Arts London | 50,653,074 | 9,695,546 | 60,348,620 |
| University of London | 1,505,779 | 315,470 | 1,821,249 |
| Total | £967,850,923 | £412,371,733 | £1,380,222,656 |

* HEFCE classification

Source: HEFCE "Recurrent Grants for 2007-08, Ref. March 2007/06, Core Funding/operations Allocation of Funds"

Note: Figures for the Open University in London are not included as these are not available in the HEFCE data

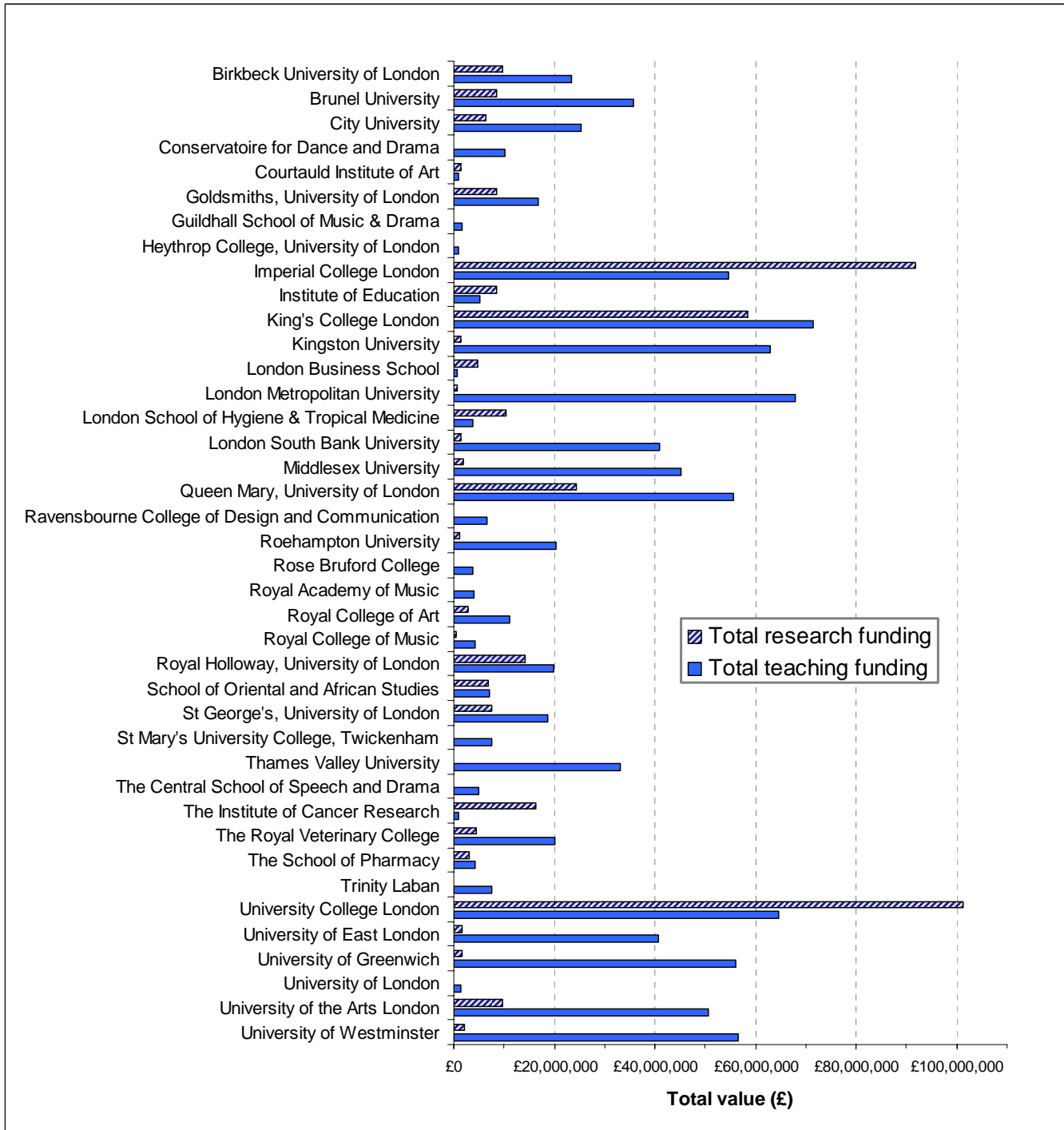
Change in Total Recurrent Grant from 2006/07 to 2007/08



Source: HEFCE "Recurrent Grants for 2007-08, Ref. March 2007/06, Core Funding/operations Allocation of Funds"

Note: Figures for the Open University in London are not included as these are not available in the HEFCE data

Research and Teaching Grants 2007/08



Source: HEFCE "Recurrent Grants for 2007-08, Ref. March 2007/06, Core Funding/operations Allocation of Funds"

Note: Figures for the Open University in London are not included as these are not available in the HEFCE data