

## LONDON HIGHER FACTSHEET 2009



### DESTINATIONS OF LEAVERS FROM HIGHER EDUCATION INSTITUTIONS 2007/08 – LONDON REGION

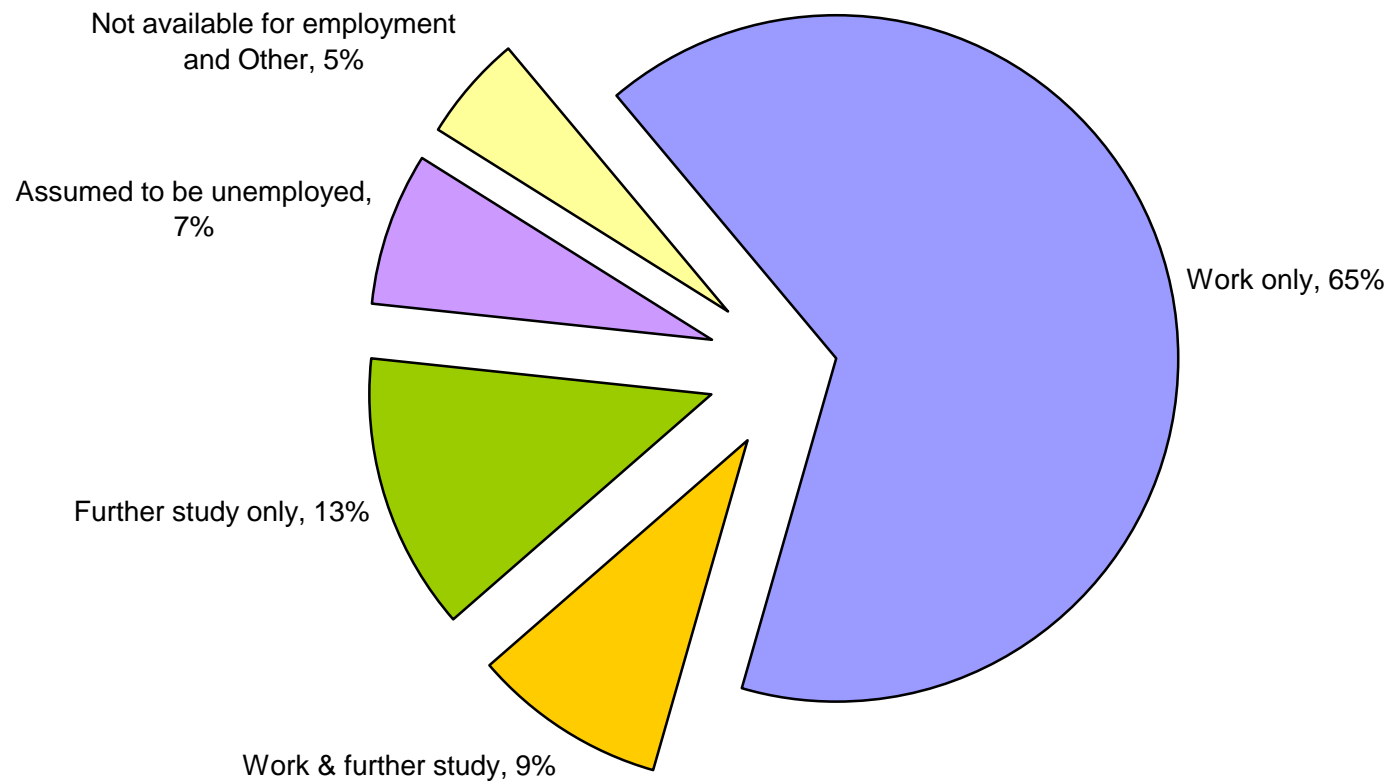
- Employment and study data is collected on graduates from the UK and other EU countries six months after leaving higher education (HE)
- 344,715 students (80% full-time) from 166 HE institutions in the UK, which included 42 institutions in London and 34 outside England, reported on their activities
- 55,185 graduates from London HE institutions responded to the survey making up 16% of all respondents in the UK
- In London, 65% of UK and other EU graduates were in work, 22% were carrying out further study or combining work and further study while 7% were assumed to be unemployed
- These figures were similar to UK averages with 65% in work, 24% in further study or combining work and further study and 6% unemployed
- 71% of UK leavers who studied in London subsequently found employment in the capital and 20% were in the East of England or the South East (percentages exclude leavers employed overseas)
- A higher percentage of postgraduates from London were in full-time employment compared with first degree graduates, while a higher percentage of graduates from non-degree courses combined work with further study
- Postgraduate leavers were more likely to have permanent or fixed-term contracts longer than 12 months compared to other leavers

**Source: Destinations of Leavers from Higher Education Institutions 2007/08. Higher Education Statistics Agency Limited, August 2009.**

Reproduced by permission of the Higher Education Statistics Agency Limited (HESA). HESA cannot accept responsibility for any inference or conclusions derived from the data by third parties. All figures refer to 41 of 42 publicly funded HE institutions in the London Government Office Region. Data for the Open University in London was not available. **ALL MEDIA ENQUIRIES TO BE ADDRESSED TO [HESA](#) NOT LONDON HIGHER.**

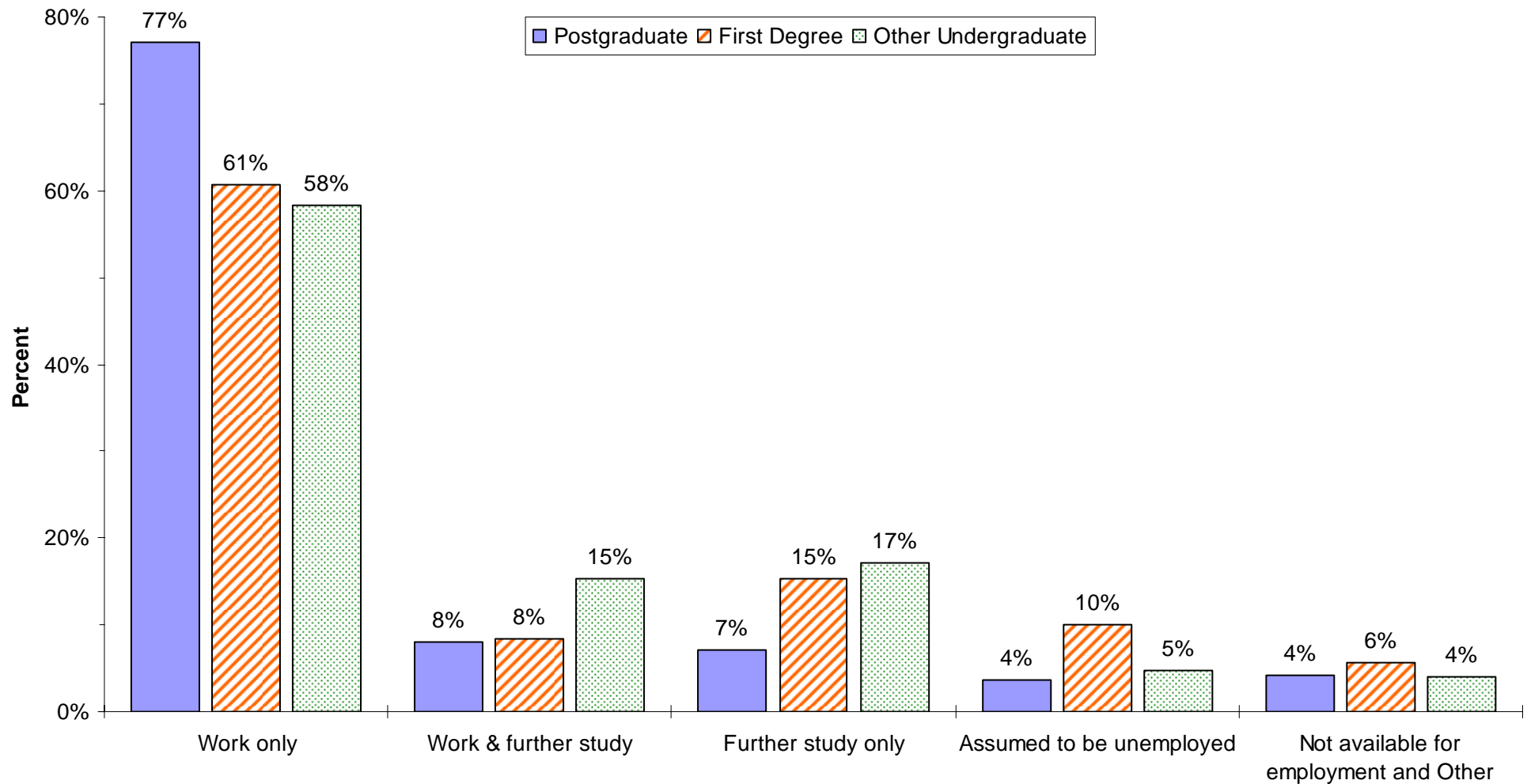
DESTINATIONS OF LEAVERS FROM HIGHER EDUCATION INSTITUTIONS 2007/08 – LONDON REGION

**Destinations of Leavers, 2007/08: First destinations for all UK and other EU graduates in London Region (n = 55,185 respondents)**



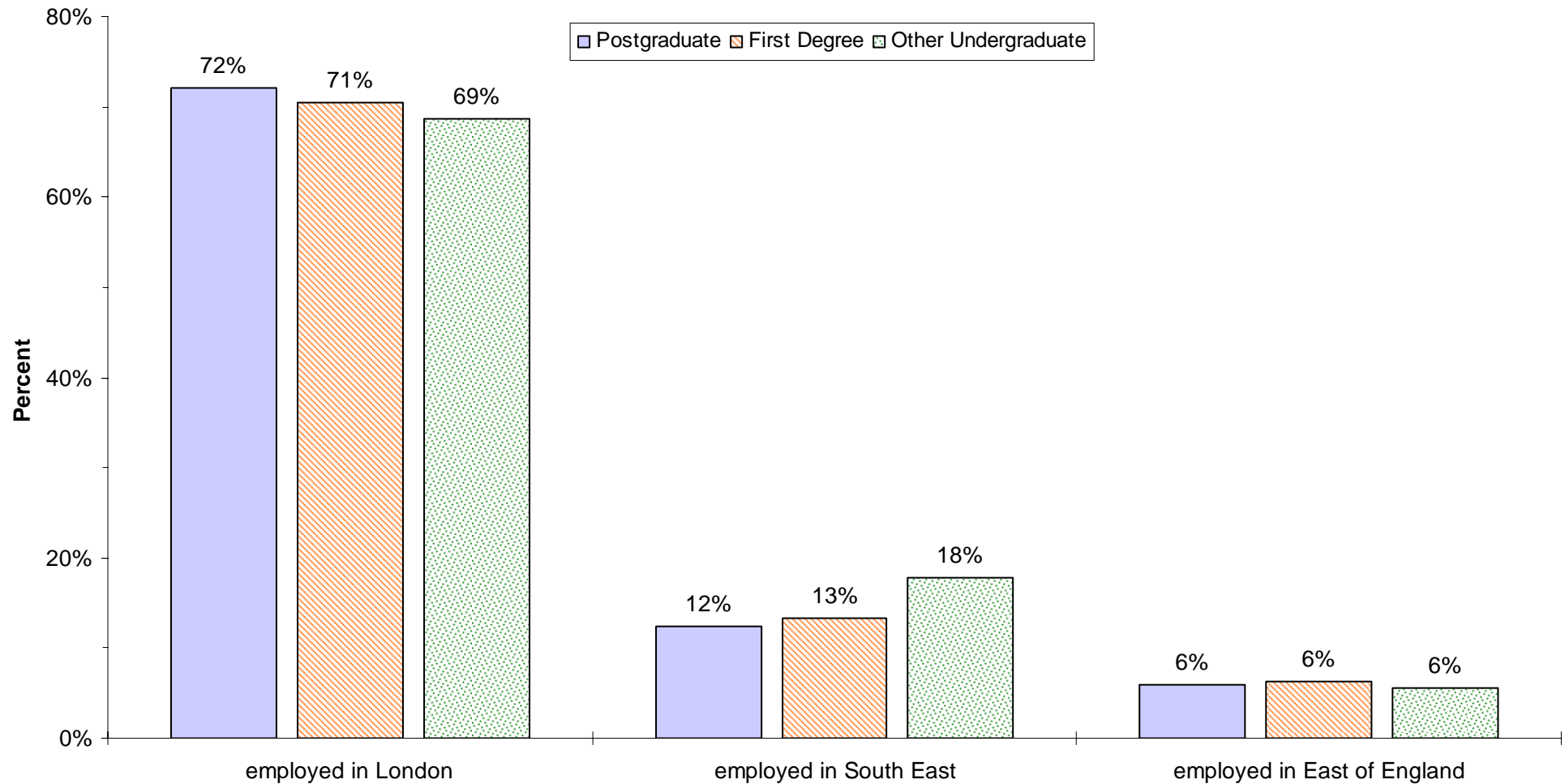
DESTINATIONS OF LEAVERS FROM HIGHER EDUCATION INSTITUTIONS 2007/08 – LONDON REGION

**Destinations of Leavers 2007/08: First destinations and levels of qualifications for UK and other EU leavers in London Region (n = 55,185 respondents)**



DESTINATIONS OF LEAVERS FROM HIGHER EDUCATION INSTITUTIONS 2007/08 – LONDON REGION

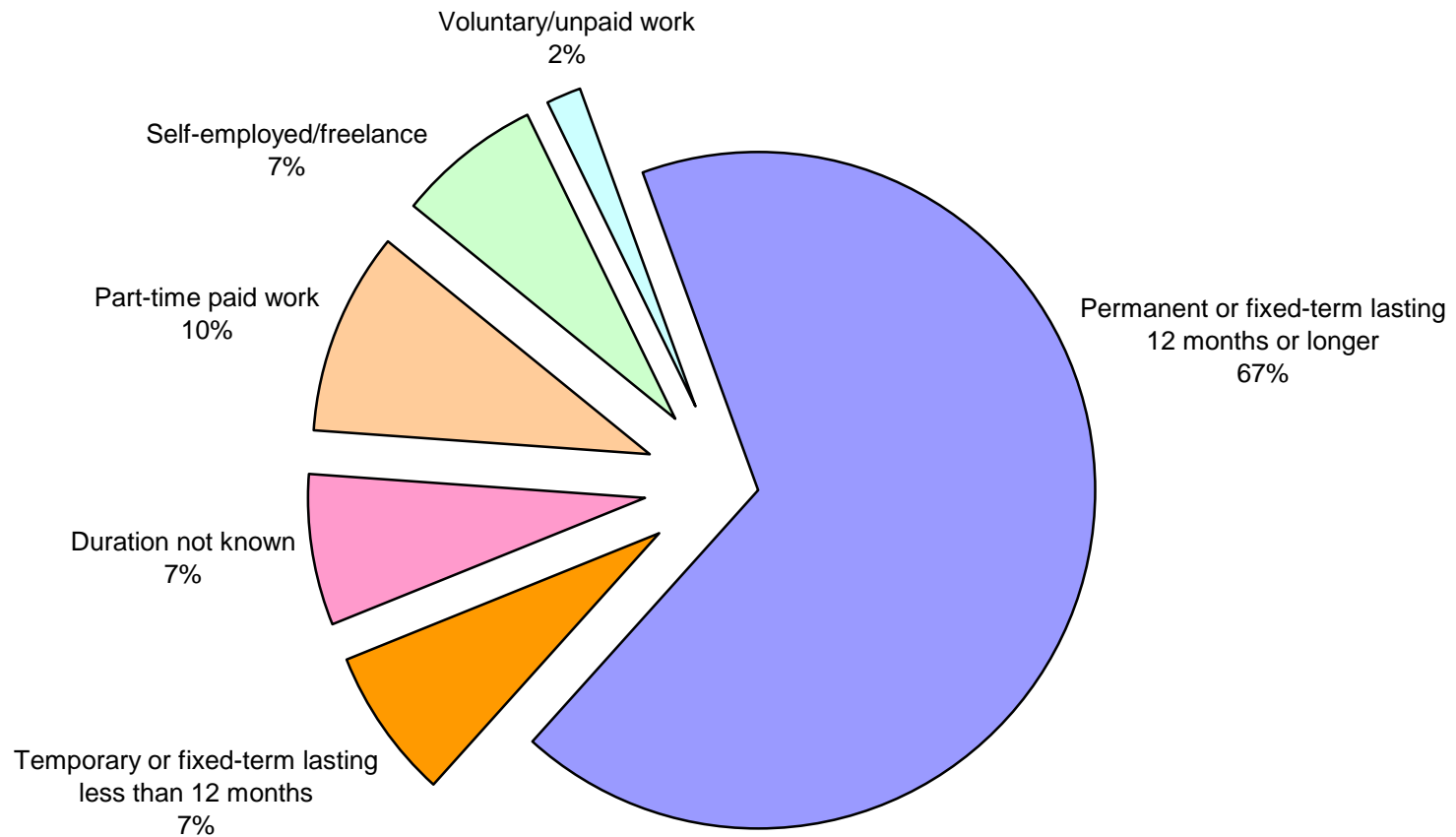
**Destinations of Leavers, 2007/08: Main regions for employment by UK-domiciled leavers from London HEIs (n = 35,550 respondents)**



DESTINATIONS OF LEAVERS FROM HIGHER EDUCATION INSTITUTIONS 2007/08 – LONDON REGION

**Destinations of Leavers, 2007/08: Duration of employment of postgraduate UK and other EU leavers in London Region**

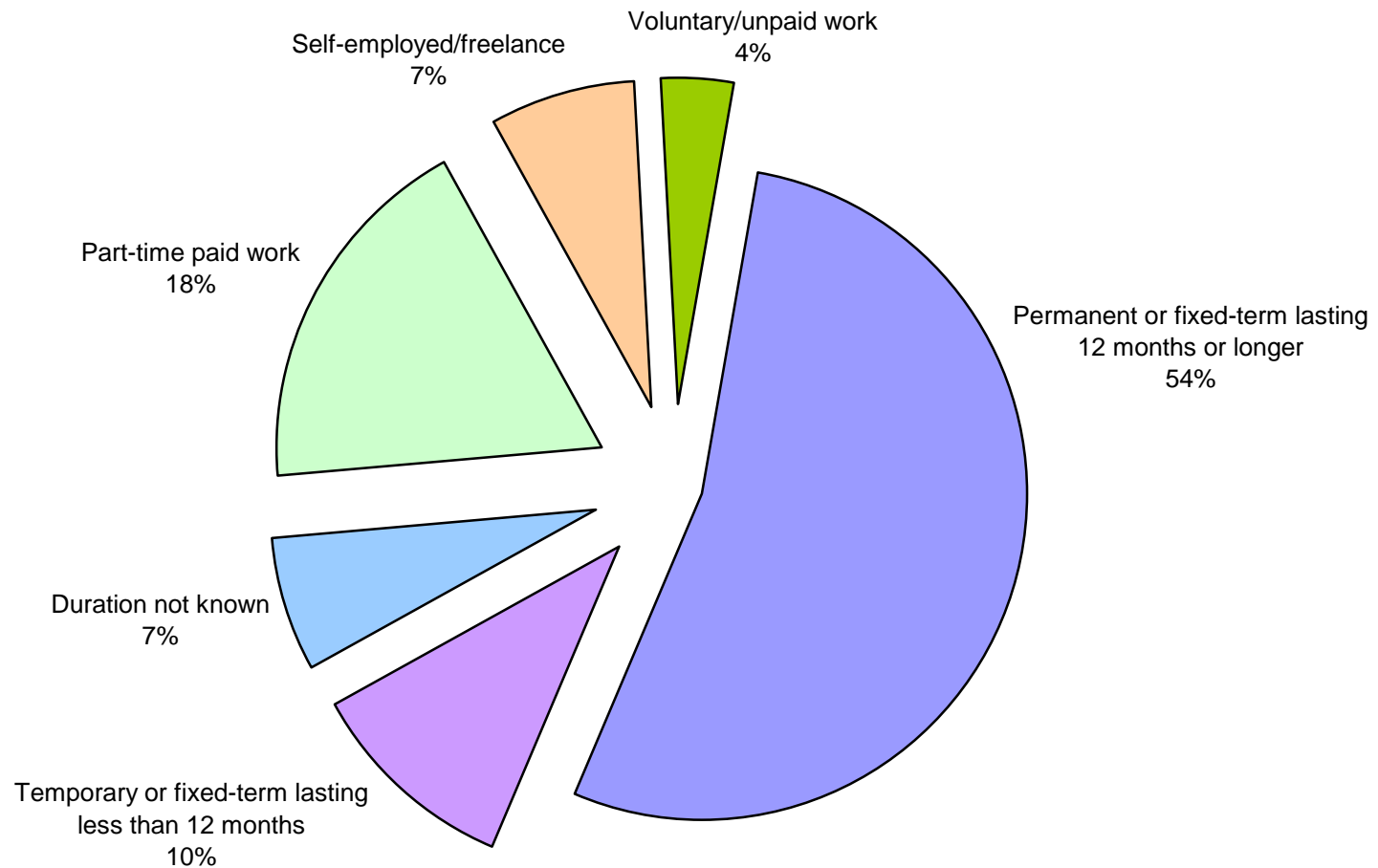
*(n = 14,545 full- and part-time respondents including work and further study)*



DESTINATIONS OF LEAVERS FROM HIGHER EDUCATION INSTITUTIONS 2007/08 – LONDON REGION

**Destinations of Leavers, 2007/08: Duration of employment of first degree graduate UK and other EU leavers in London Region**

*(n = 20,680 full- and part-time respondents including work and further study)*



DESTINATIONS OF LEAVERS FROM HIGHER EDUCATION INSTITUTIONS 2007/08 – LONDON REGION

**Destinations of Leavers, 2007/08: Duration of employment of non-first degree graduate UK and other EU leavers in London Region**

*(n = 5,815 full- and part-time respondents including work and further study)*

