

### DESTINATIONS OF LEAVERS FROM HIGHER EDUCATION INSTITUTIONS, 2008/09

- Employment and study data is collected annually on graduates from the UK and other EU countries six months after completing higher education (HE).
- For the current survey 166 HE institutions in the UK provided data including 41 HE institutions in London and 34 outside England.
- 58,655 graduates from London HE institutions responded, comprising 17% of all 354,735 respondents.
- In London, 62% of UK and other EU graduates were in work, 23% were carrying out further studies or combining work and further study while 9% were assumed to be unemployed.
- These figures were similar to the rest of the UK where 63% were in work, 26% in further studies or combining work and further study and 7% assumed to be unemployed.
- 71% of UK graduates who studied in London subsequently found employment in the capital and 20% were in the East of England or the South East, the same as in 2007/08 (percentages exclude respondents employed overseas).
- 75% of postgraduates from London were employed compared with 57% of first degree graduates and 52% completing non-degree courses.
- Of those working or working and studying, postgraduates were less likely to be in part-time paid jobs compared with the other two groups, while first degree graduates were less likely to have permanent or fixed-term contracts  $\geq 12$  months.

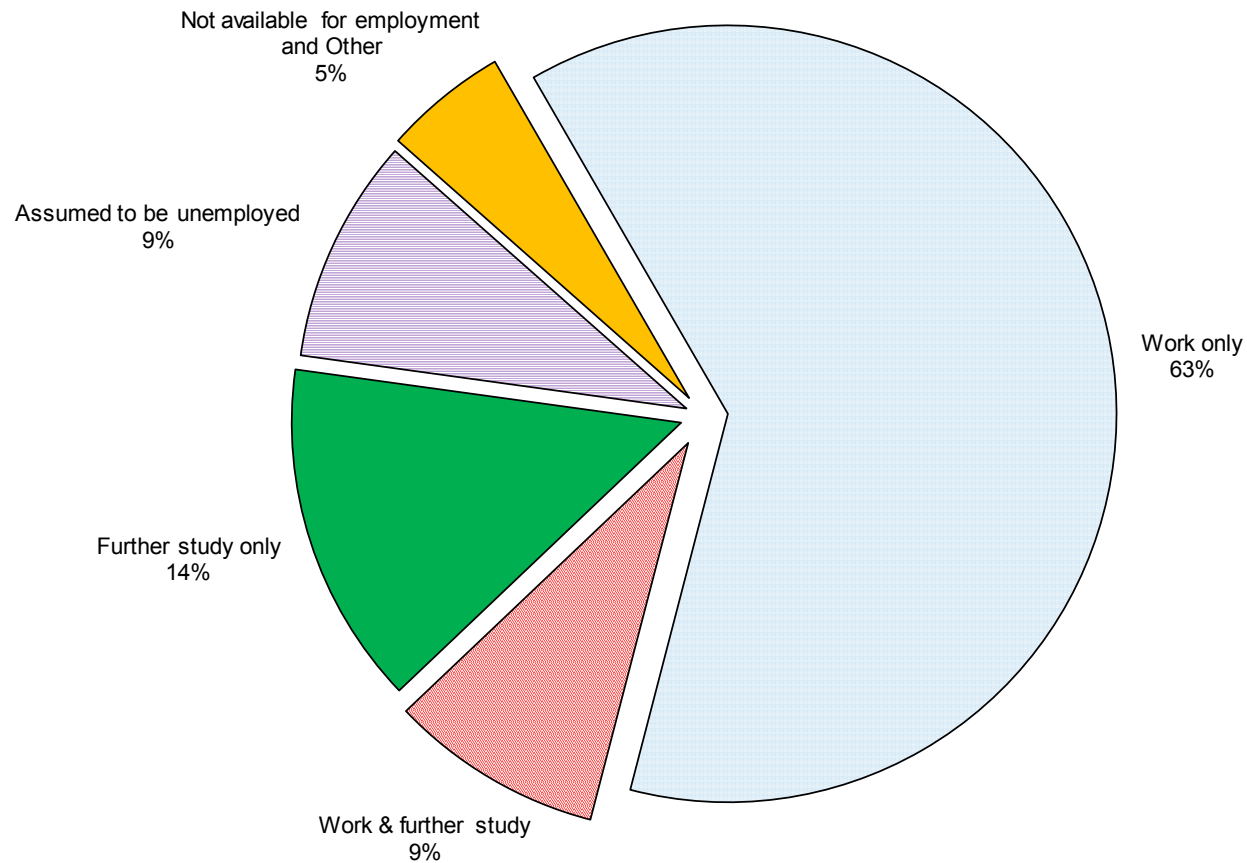
**Source:** [Destinations of Leavers from Higher Education Institutions 2008/09](#). Higher Education Statistics Agency Limited, August 2010.

Reproduced by permission of the [Higher Education Statistics Agency Limited \(HESA\)](#). HESA cannot accept responsibility for any inference or conclusions derived from the data by third parties. All figures refer to 41 of 42 publicly funded HE institutions in the London Government Office Region as data for the Open University in London is not available separately.

**Email [paresh.shah@londonhigher.ac.uk](mailto:paresh.shah@londonhigher.ac.uk) if you have any queries about this Factsheet. ALL MEDIA ENQUIRIES TO BE ADDRESSED TO HESA NOT LONDON HIGHER.**

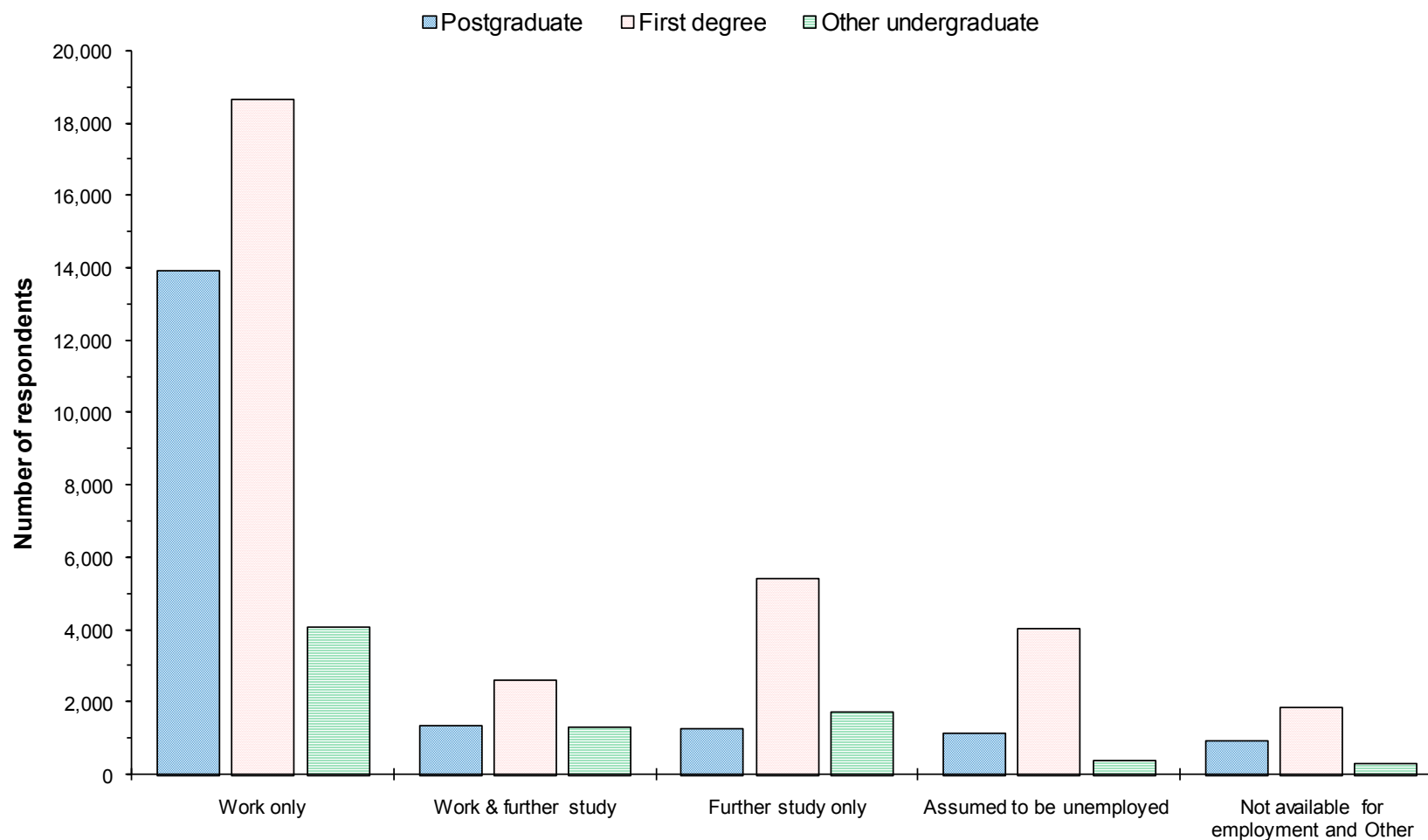
DESTINATIONS OF LEAVERS FROM HIGHER EDUCATION INSTITUTIONS, 2008/09

**First destinations for UK and other EU graduates in London Region  
(n = 58,655 respondents)**



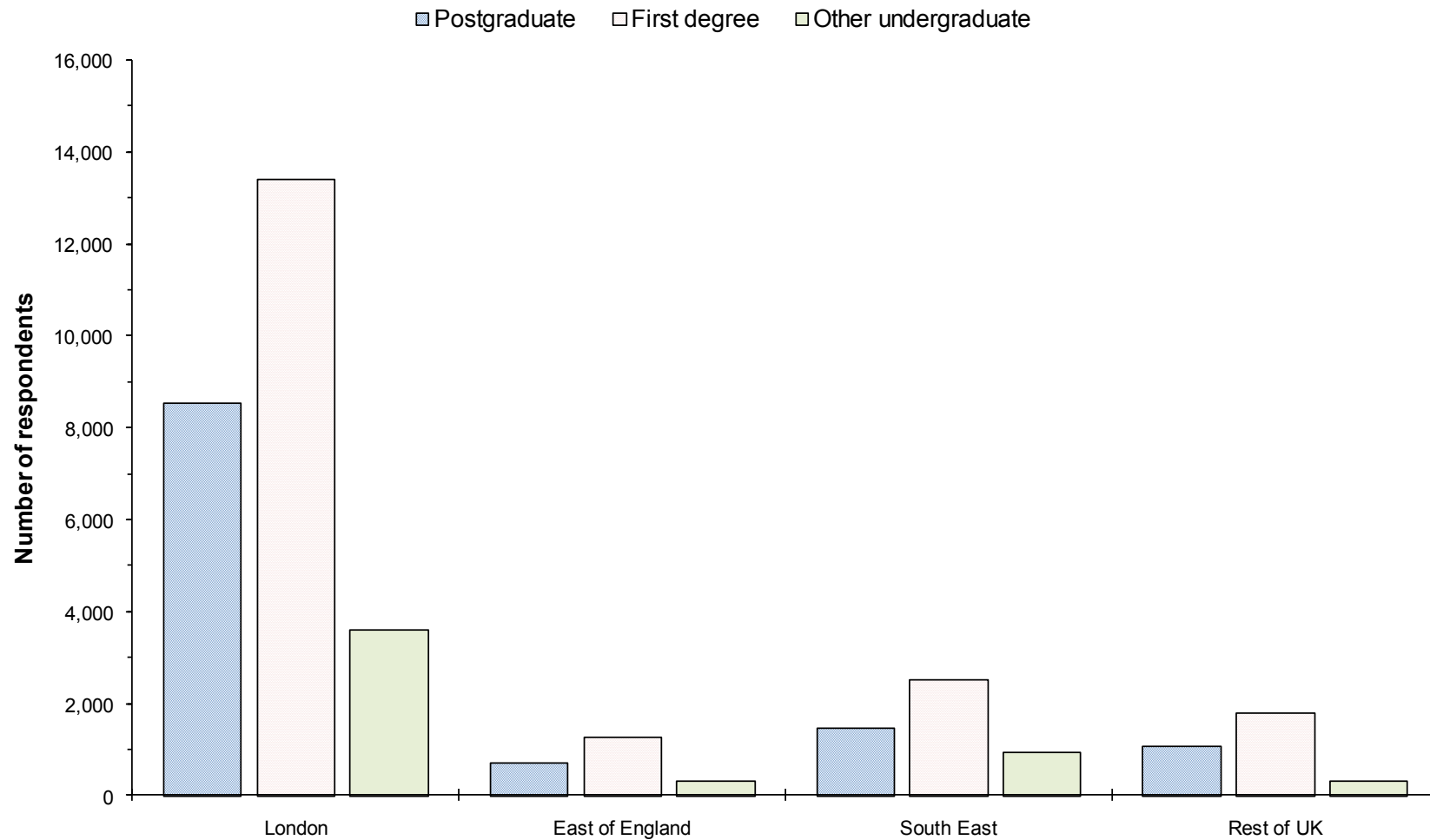
DESTINATIONS OF LEAVERS FROM HIGHER EDUCATION INSTITUTIONS, 2008/09

**First destinations and levels of qualifications for UK and other EU leavers in London Region (n = 58,655 respondents)**



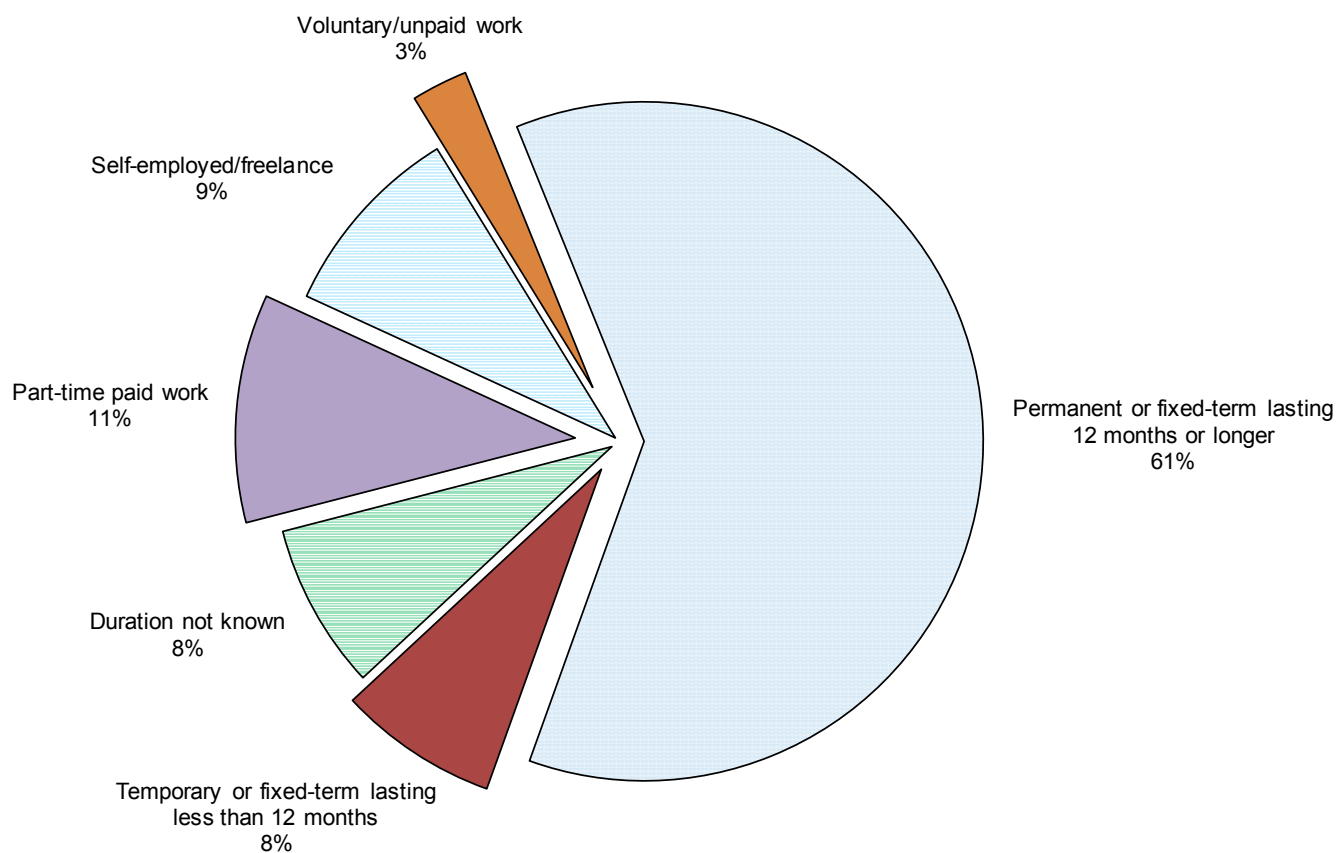
DESTINATIONS OF LEAVERS FROM HIGHER EDUCATION INSTITUTIONS, 2008/09

**Main regions for employment by UK-domiciled leavers from London HEIs  
(n = 35,690 respondents)**



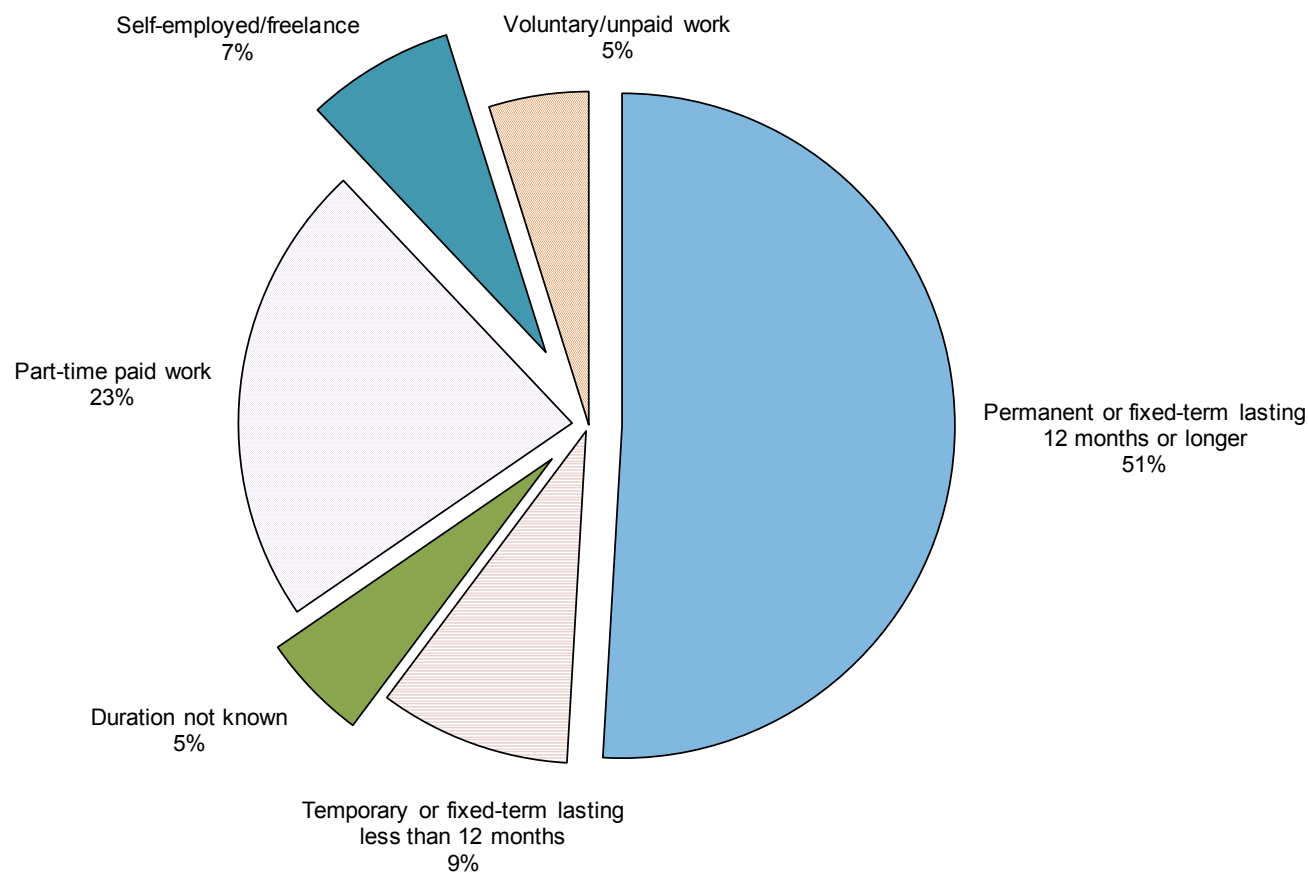
DESTINATIONS OF LEAVERS FROM HIGHER EDUCATION INSTITUTIONS, 2008/09

**Duration of employment for postgraduate UK and other EU leavers  
in London Region (n = 15,125 full- and part-time respondents )**



DESTINATIONS OF LEAVERS FROM HIGHER EDUCATION INSTITUTIONS, 2008/09

**Duration of employment of first degree graduate UK and other EU leavers in London Region (*n = 21,210 full- and part-time respondents*)**



DESTINATIONS OF LEAVERS FROM HIGHER EDUCATION INSTITUTIONS, 2008/09

**Duration of employment of non-first degree graduate UK and other EU leavers in London Region (*n = 5,260 full- and part-time respondents*)**

