

## LONDON HIGHER FACTSHEET 2011



### STAFF IN HIGHER EDUCATION INSTITUTIONS, 2009/10

- During the 2009/10 academic year 570,600 staff were employed at 166 higher education institutions (HEIs) in the UK
- 99,290 staff, comprising 17% of the UK total, were employed in London which was a decrease by 1,000 from the previous year
- HE staff in London consisted of 39,970 academic, 35,225 non-academic and 23,095 atypical\* staff
- In London, 27% of academic staff carried out teaching duties, 49% did both teaching and research and 23 % worked solely on research activities
- Women comprised 45% of London academic staff, 59% of non-academic staff and 53% of academic and non-academic atypical staff
- Black and minority ethnic groups made up 18% of London academic staff, 24% of non-academic staff and 28% of all atypical staff
- 34% of academic staff in London HEIs were employed in medicine, dentistry, veterinary and healthcare subjects
- About 75% of non-academic staff in London HEIs were in managerial, administrative or technician roles

\* Note atypical staff are those whose working arrangements are not permanent, involve complex employment relationships and/or involve work away from the supervision of the normal work provider. For further information [see Staff Definitions on the HESA website](#).

Source: [Staff in Higher Education Institutions, 2009/10](#). Higher Education Statistics Agency Limited, April 2011.

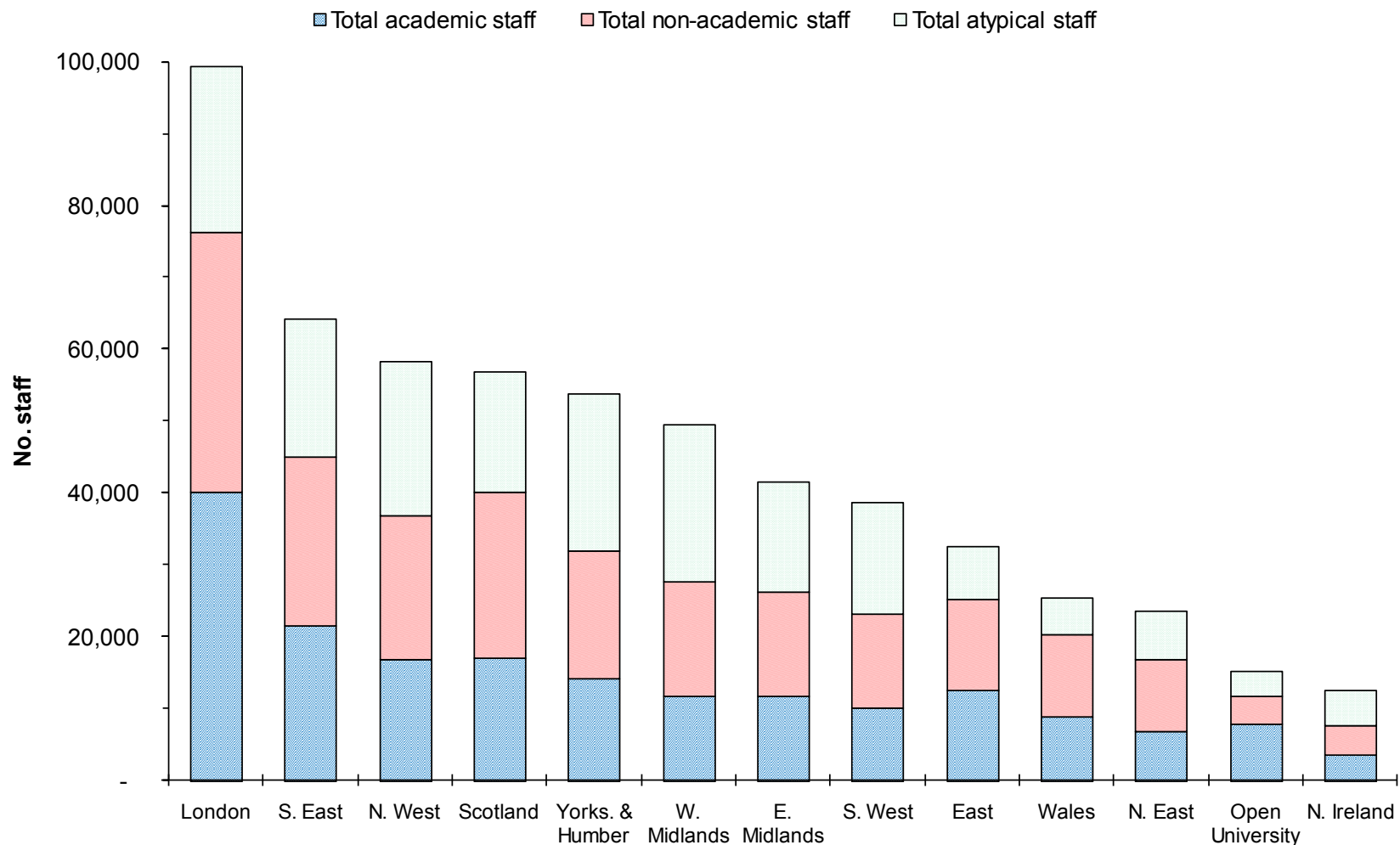
Reproduced by permission of the Higher Education Statistics Agency Limited (HESA). HESA cannot accept responsibility for any inference or conclusions derived from the data by third parties. Figures for London refer to the 41 publicly funded HEIs in the London Government Office Region excluding the Open University in London (data not available).

Email [paresh.shah@londonhigher.ac.uk](mailto:paresh.shah@londonhigher.ac.uk) if you have any queries about this Factsheet.

**ALL MEDIA ENQUIRIES TO BE ADDRESSED TO HESA NOT LONDON HIGHER.**

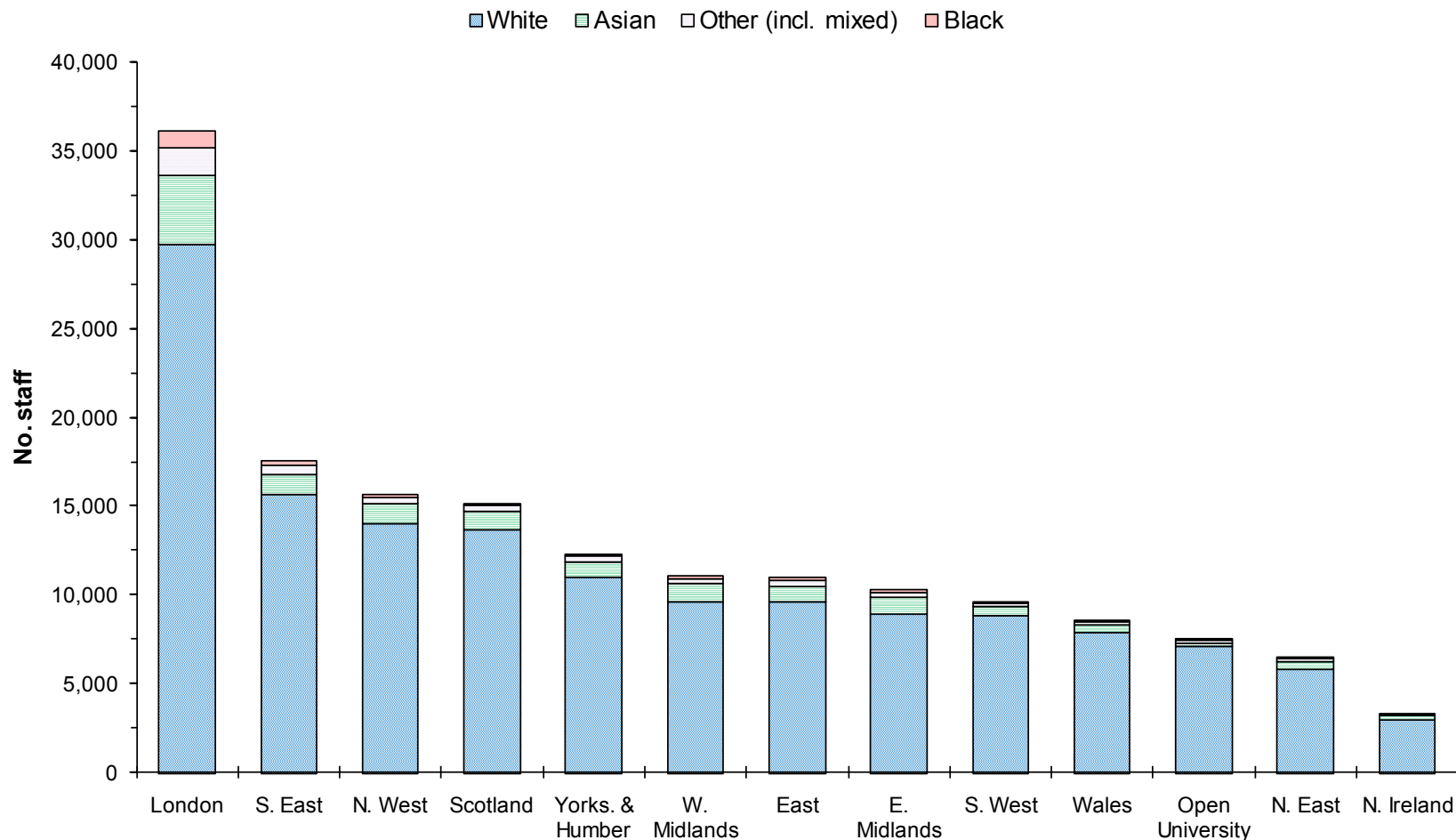
STAFF IN HIGHER EDUCATION INSTITUTIONS, 2009/10

**Numbers of staff by region, 2009/10**



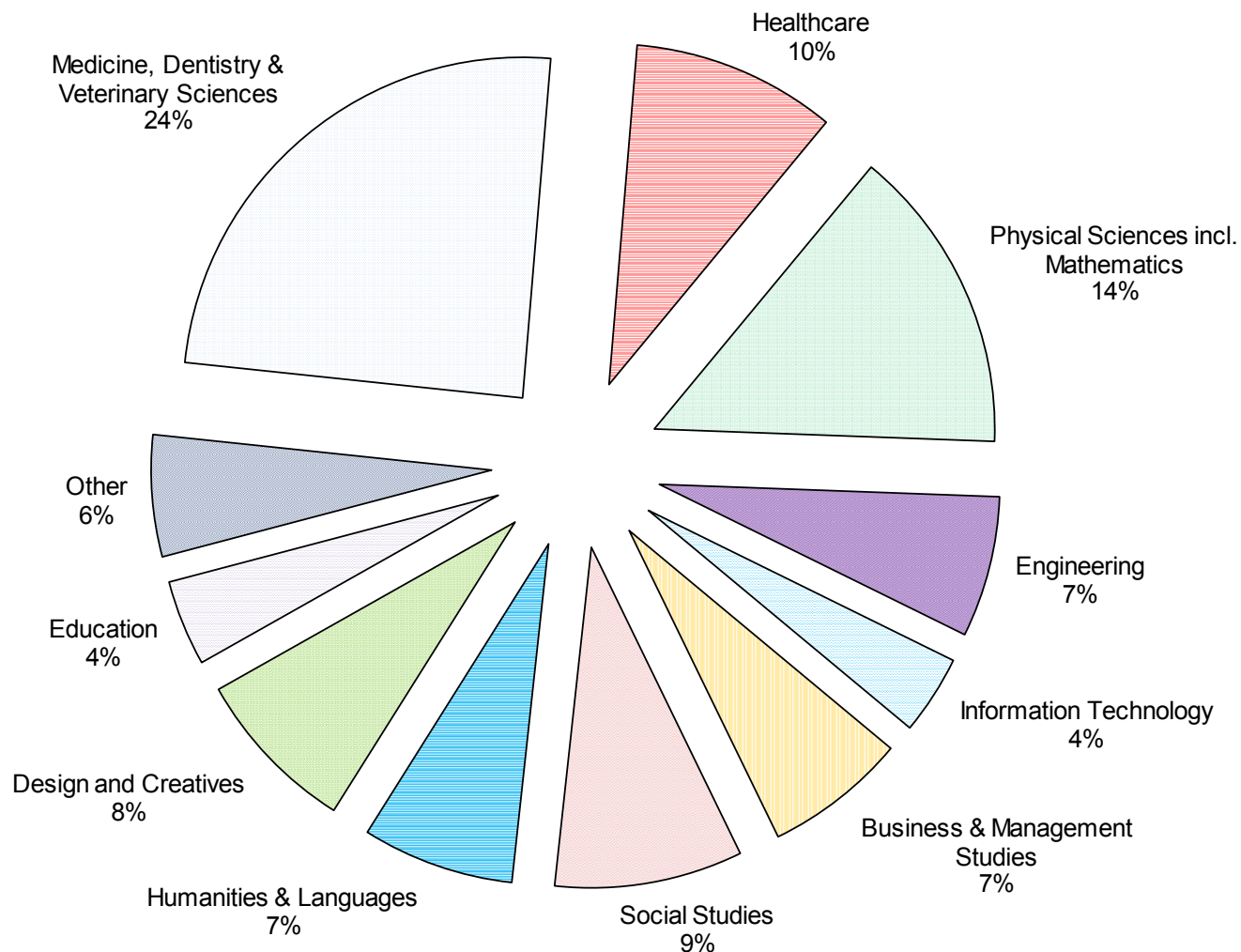
STAFF IN HIGHER EDUCATION INSTITUTIONS, 2009/10

**Ethnicity of academic staff, 2009/10  
(excl. unknown)**



STAFF IN HIGHER EDUCATION INSTITUTIONS, 2009/10

**Academic staff in London by cost centres  
n=28,190 FTE (excl. atypical staff)**



STAFF IN HIGHER EDUCATION INSTITUTIONS, 2009/10

**Non-academic staff in London by activity**  
n = 30,310 FTE (excl. atypical)

