

FACT SHEET: HIGHER EDUCATION STAFF IN LONDON

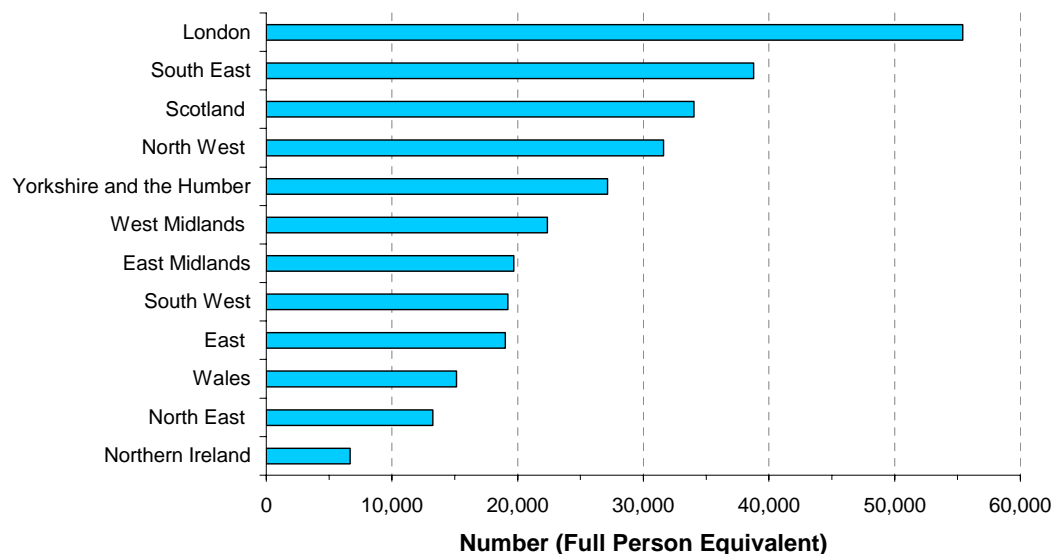
HESA Staff Record 2005/06

- During 2005/06, 55,400 staff were employed in London's higher education (HE) sector, representing 18% of total HE staff in the UK.\*
- 46% of all London staff are employed in an academic role (4% higher than the rest of the UK).
- The academic teaching staff to student ratio in London is 1 to 15 compared with 1 to 19 in the rest of the UK, unchanged from the previous year.
- 18% of all staff in London's Higher Education Institutions (HEIs) are employed on a part-time basis (up 3% from previous year). The percentage of part-time academic staff in London (17%) is 4% higher than the rest of the UK.
- As in the previous year, 14% of all HE staff in London are employed to conduct research only, which is 3% higher than the rest of the UK.

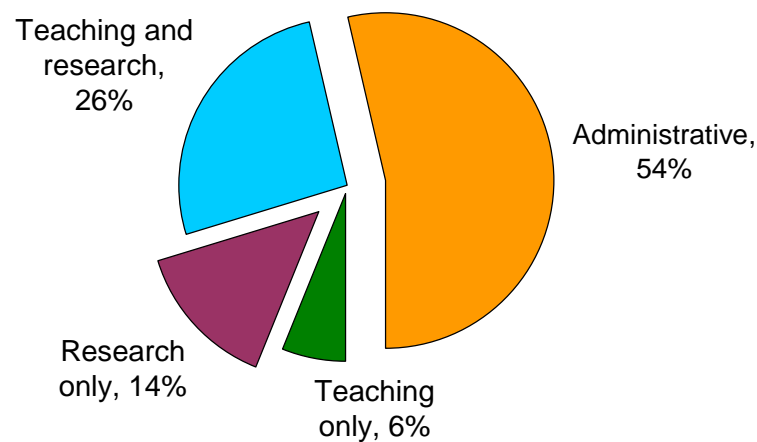
\*Source: Higher Education Statistics Agency (HESA) Staff Record 2005/2006. Copyright Higher Education Statistics Agency Ltd. 2007. HESA cannot accept responsibility for any inference or conclusions derived from the data by third parties. Reproduced by permission of the Higher Education Statistics Agency Limited.

All figures refer to 41 publicly funded HEI's in the London Government Office Region including Royal Holloway, University of London. Figures do not include data for the Open University in London and Heythrop College.

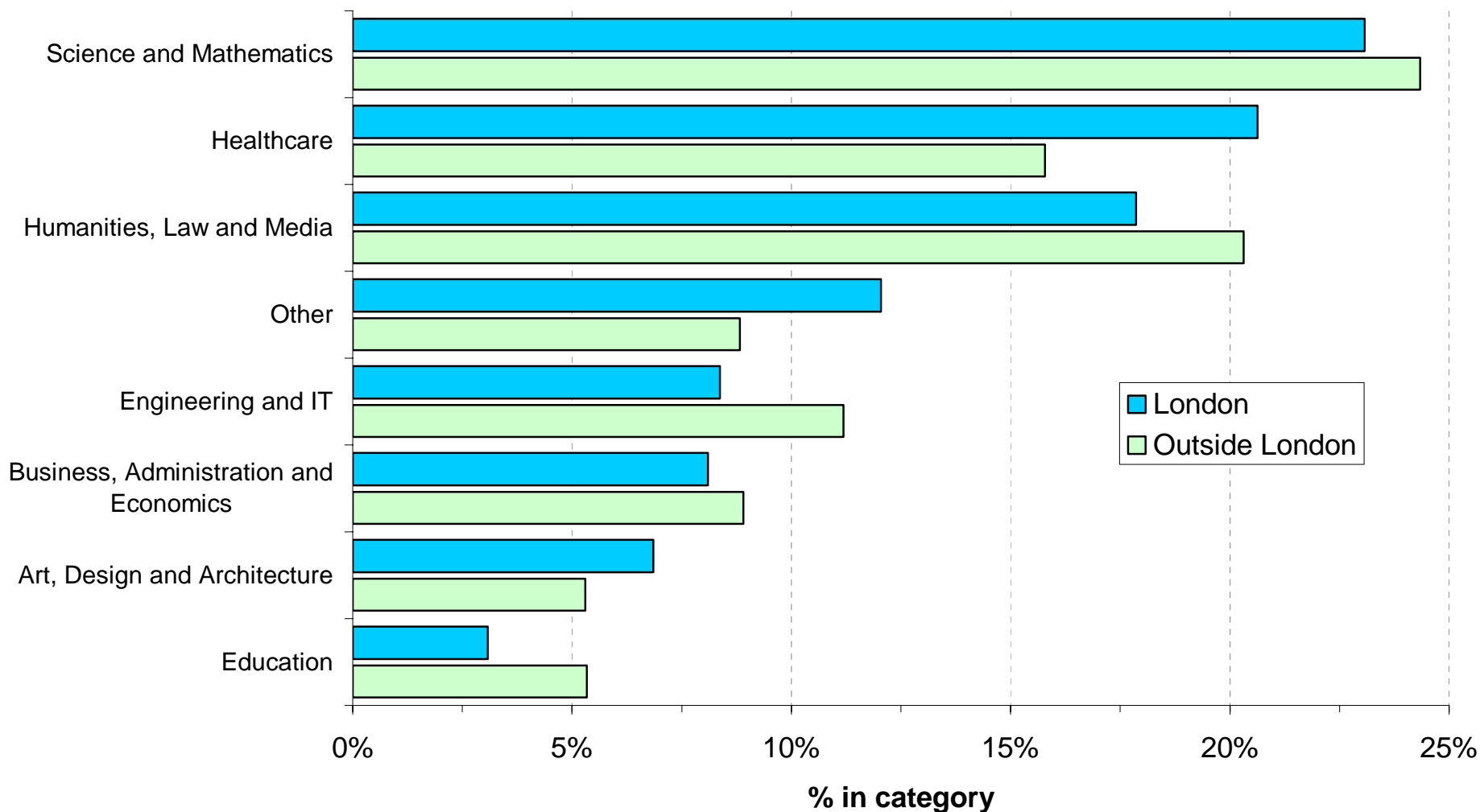
Staff employed in Higher Education, 2005/06



Breakdown of London HEI staff by role, 2005/06



**Academic staff disciplines, 2005/06**  
(teaching only, research only, teaching and research)



*London is a major hub for healthcare, science, technology, engineering, mathematics (STEM) and the creative sector with nearly 60% of academic staff in London employed in these areas.*

## Salary

salary band	London		Outside London	
	academic	administrative	academic	administrative
£20,000 and under	3%	31%	2%	53%
£20,001 - £30,000	24%	39%	27%	28%
£30,001 - £40,000	35%	19%	40%	13%
£40,001 - £50,000	21%	7%	19%	4%
£50,001 - £60,000	6%	2%	5%	1%
£60,001 - £70,000	3%	1%	3%	0%
over £70,000	6%	1%	4%	1%

## Gender

Almost 1 in 3 of women in London HEIs is an academic while the ratio is 1 in 2 for men. Similar figures are found for HEIs outside of London.

	London only	Women	Men
Academic		39%	54%
Administrative		61%	46%

### Gender and age profiles for academic staff, 2005/06



During 2005/06, most women academics in London were 30 to 39 years old but were under-represented in the 40-49 age group. This trend has also been seen in the previous three years. Possible reasons include movement out of London after gaining initial experience, higher transition from academic to administrative roles and career breaks (e.g. childbirth, paid/unpaid sabbatical leave).

*Note percentages in graph add up to 100% within each of the four gender categories; n=25,685 for London and 102,810 for elsewhere.*

## International Staff

- In 2005/06, there were 15,325 non-UK staff in London HEIs, an almost 50% increase from the 10,035 employed in the previous year.
- The increase was largely due to 4,310 academic and administrative staff whose nationalities were recorded as “not known”
- Non-UK staff comprised 28% of all London HEI staff, 10% higher than comparable figures for HEIs outside London
- 176 known nationalities were represented at London HEIs, including staff from all of the EU member states, up from 166 in 2004/05
- In academic grades, 8,325 (32%) were non-UK nationals from 131 countries.

**Academic staff by region of origin and discipline, 2005/06**

