

LONDON HIGHER FACTSHEET 2014

STUDENTS IN HIGHER EDUCATION INSTITUTIONS 2012/13 – LONDON REGION

- A total of 385,545 students were registered at Higher Education (HE) institutions in London, a decrease from the previous academic year by 32,130.
- About 3,000 students in London, or 0.8% of all students, were following further education (FE) programmes with a London HE institution (see Note).
- Nearly 8,000 students, or 2.1% of the total, were writing up dissertations or carrying out sabbatical duties.
- The 382,445 HE students in London showed a decrease by 7% (nearly 30,000 students) from the previous year and represented 16% of the 2.4 million HE students in the UK.
- London's HE students make up 4.7% of London's population of 8.17 million estimated in the 2011 Census.
- By level of study, there were 263,000 undergraduates (69%) and 119,000 postgraduates (31%) in London.
- Considering just full-time UK undergraduate students: 62,000 came to London from the rest of the UK while 83,000 students left London to study elsewhere.
- Over 90,000 students domiciled in London remained in the capital, similar to previous years, making up 51% of the full-time first degree students.
- There were 101,000 international students in London comprising 26% of all students, and 24% of all international students in the UK were studying in London.
- Of the 382,000 HE students in London, 56% were female; 38% were 25 years or older, and 8.6% had a declared disability.
- 46% of UK students in London were from ethnic minority groups, compared with 15% of students at all other HE institutions in the rest of the UK.
- The three most popular subjects were Business & Administrative Studies (15% of all students), Allied Healthcare (12%) and Creative Arts & Design (12%).
- Approximately 8,600 students were on Initial Teacher Training (ITT) courses in London, and comprised 13% of 66,000 ITT students in the UK.
- Over 91,000 students were based outside of the UK while registered at a London HE institution or partner organisation and 86% of these were non-EU.
- London's 'offshore' students made up 15% of all 599,000 such students registered with UK HE institutions.
- Of 146,000 HE qualifications awarded in London, 43% were at postgraduate level, 43% were for first degrees and 14% for other undergraduate degrees.

Source: [Students in Higher Education Institutions, 2012/13](#). Higher Education Statistics Agency Limited (HESA), February 2014.

Notes: (i) FE students are underestimated as many HE institutions with significant levels of FE provision agreed not to make dual returns to both the Learning and Skills Council and HESA.

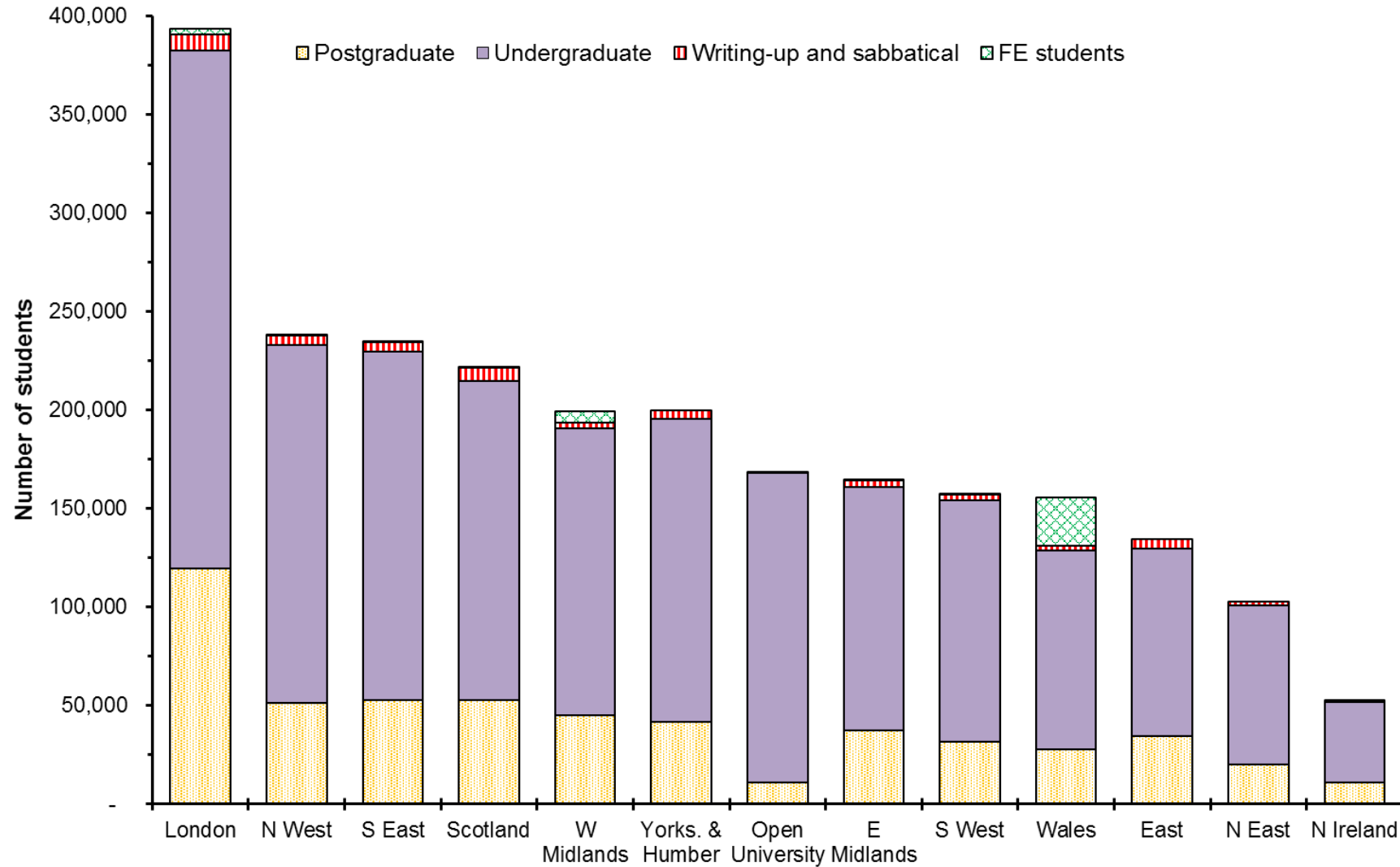
(ii) Reproduced by permission of the Higher Education Statistics Agency Limited (HESA). HESA cannot accept responsibility for any inference or conclusions derived from the data by third parties.

(iii) All figures, unless stated, refer to 40 of 41 publicly funded HEIs in the Greater London region excluding The Open University in London (data not available).

Contact Paresh Shah at paresh.shah@londonhigher.ac.uk for any enquiries or comments on this Factsheet. **ALL MEDIA ENQUIRIES SHOULD BE DIRECTED TO HESA.**

STUDENTS IN HIGHER EDUCATION INSTITUTIONS 2012/13 – LONDON REGION

Students at HE institutions by region, 2012/13



STUDENTS IN HIGHER EDUCATION INSTITUTIONS 2012/13 – LONDON REGION

HE students in London, 2005 to 2013
(excl. writing up, sabbatical and FE students)

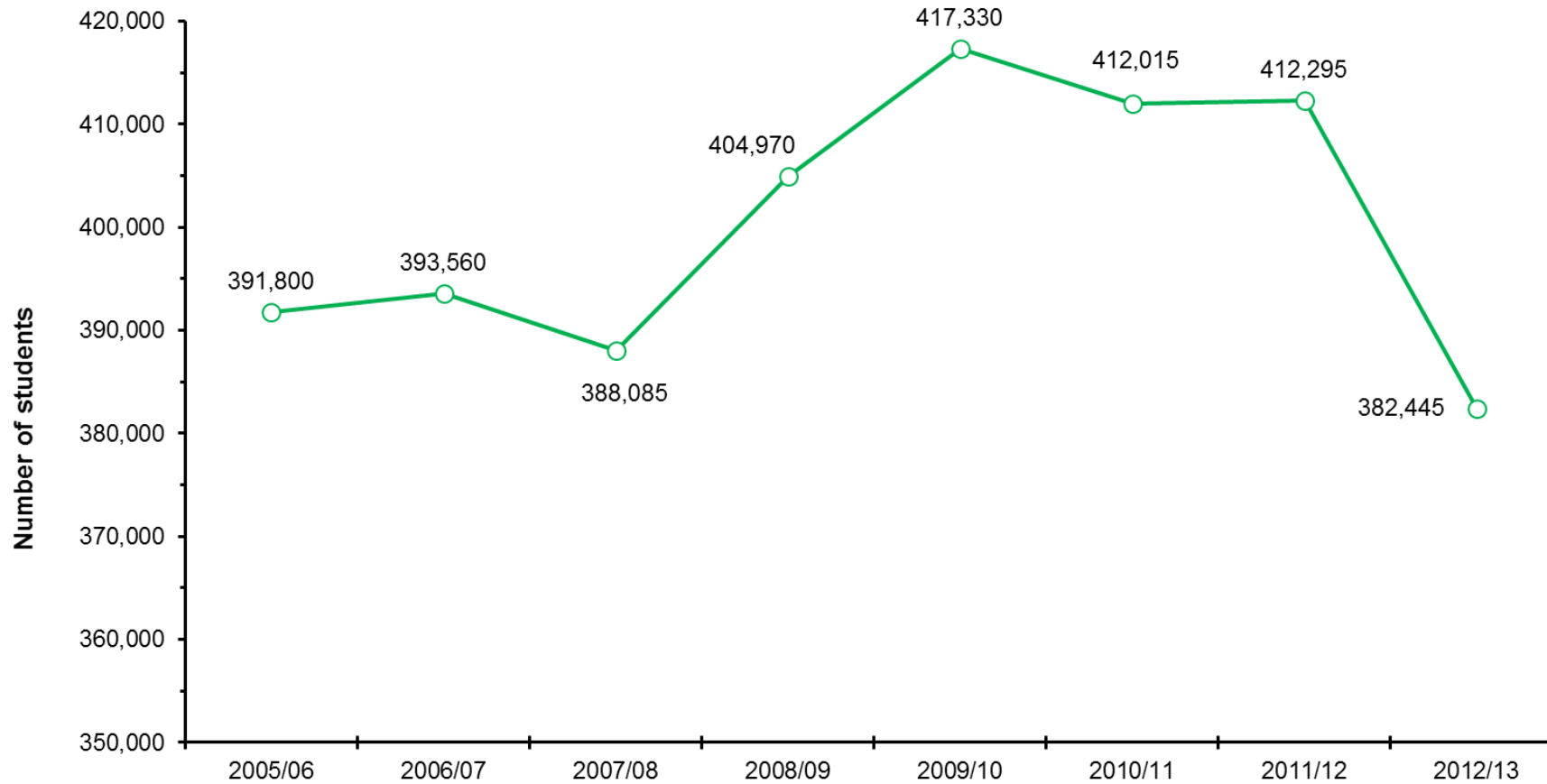
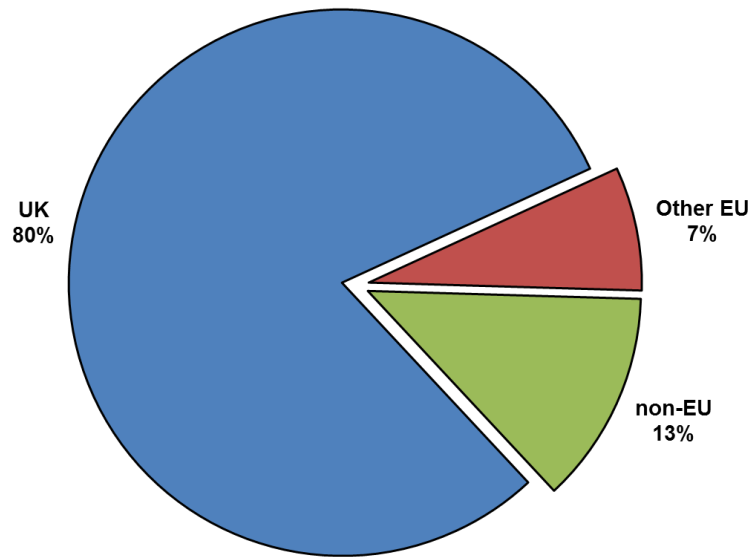


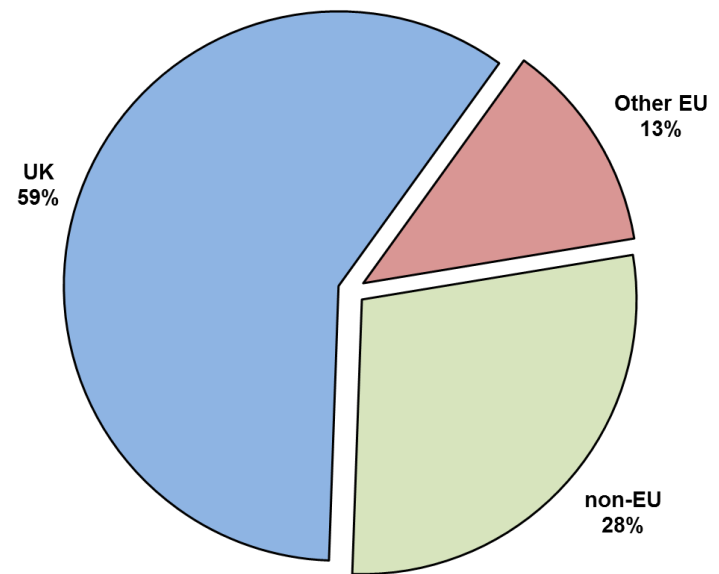
Chart updated 25 March 2014 to correct figure for 2007/08 (previously recorded as 397,025)

Domicile of HE students in London by level of study, 2012/13

Undergraduate students in London (n = 263,095)

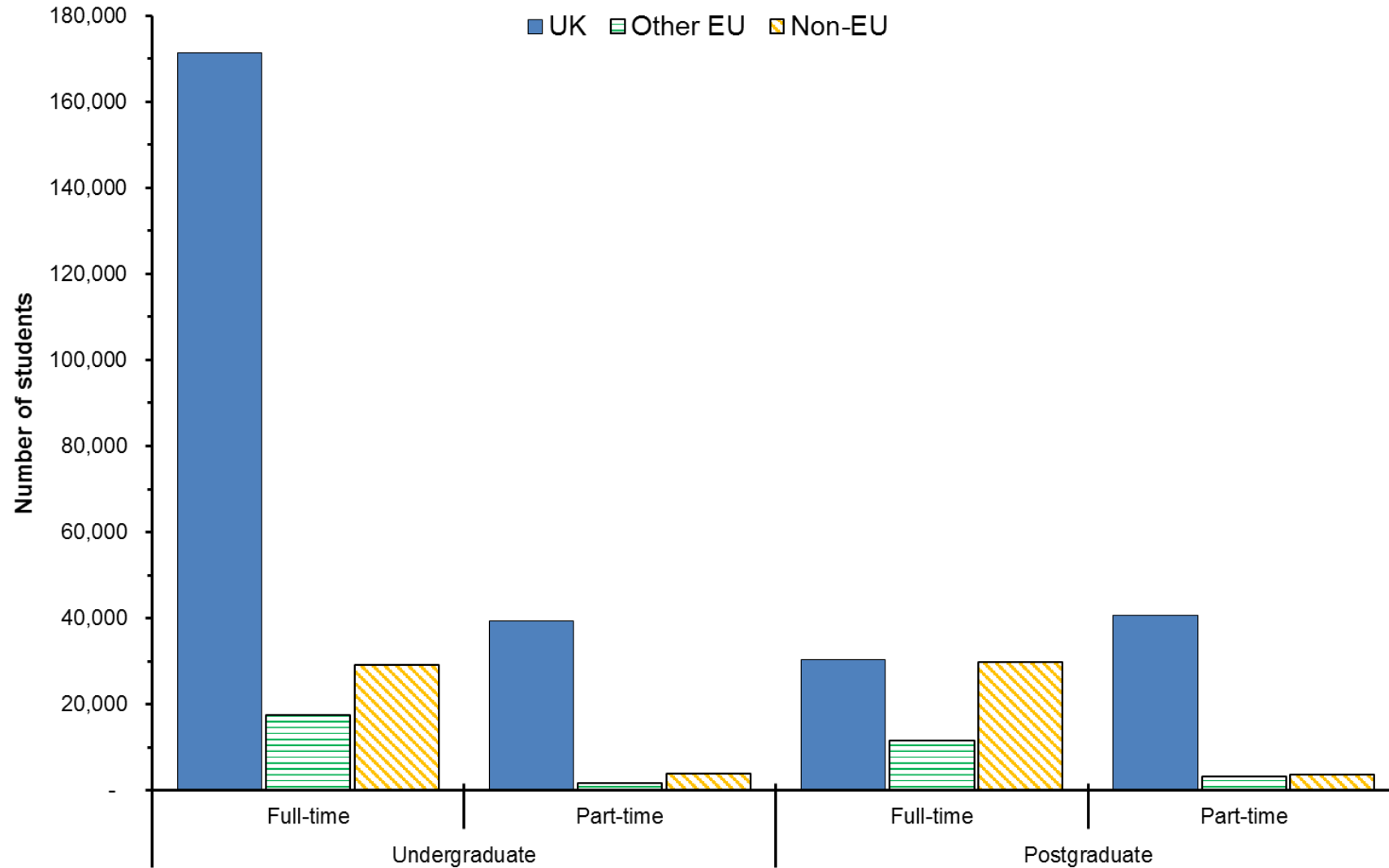


Postgraduate students in London (n = 119,375)



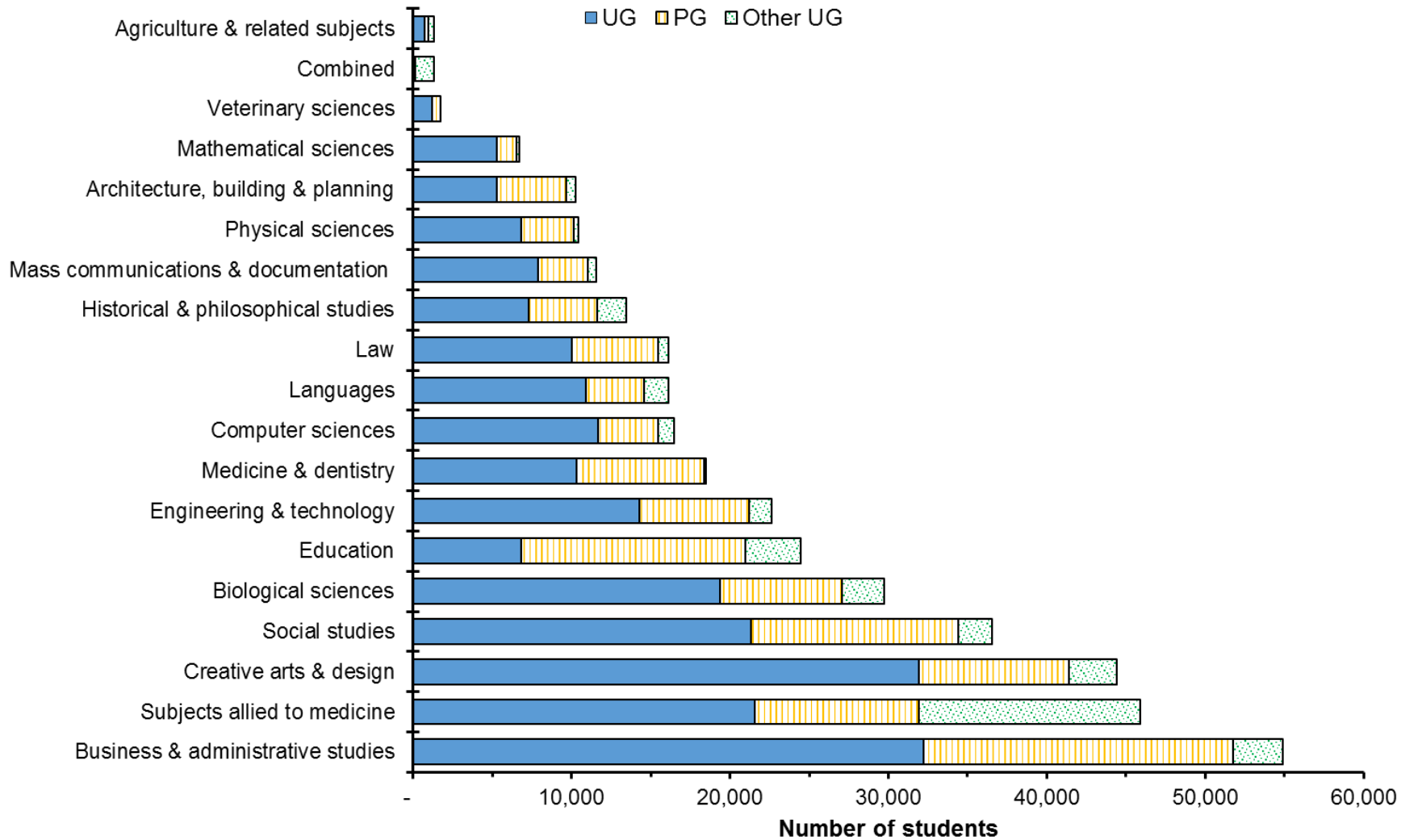
STUDENTS IN HIGHER EDUCATION INSTITUTIONS 2012/13 – LONDON REGION

Students in London by mode, level and domicile, 2012/13



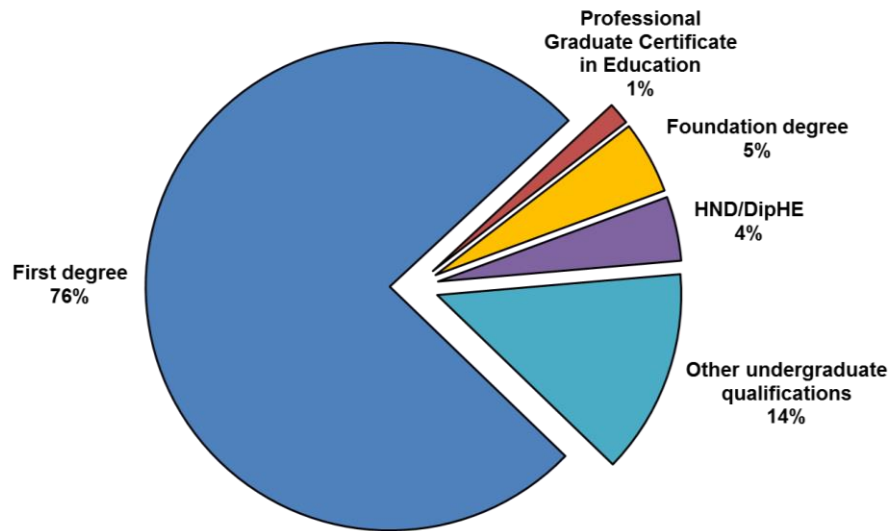
STUDENTS IN HIGHER EDUCATION INSTITUTIONS 2012/13 – LONDON REGION

HE students in London by subject and level of study

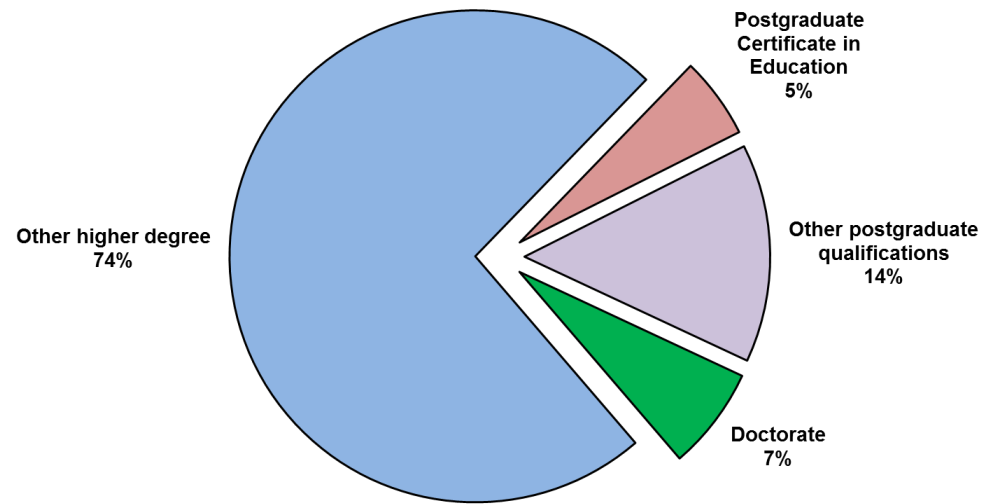


Qualifications by HE students in London, 2012/13

Undergraduate qualifications (n = 83,350)



Postgraduate qualifications (n = 62,880)



LONDON HIGHER FACTSHEET 2014

STUDENTS IN HIGHER EDUCATION INSTITUTIONS 2012/13 – LONDON REGION

Provision for 'offshore' students by Region, 2012/13

