

LONDON HIGHER FACTSHEET 2015

DESTINATIONS OF LEAVERS FROM HIGHER EDUCATION, 2013/14

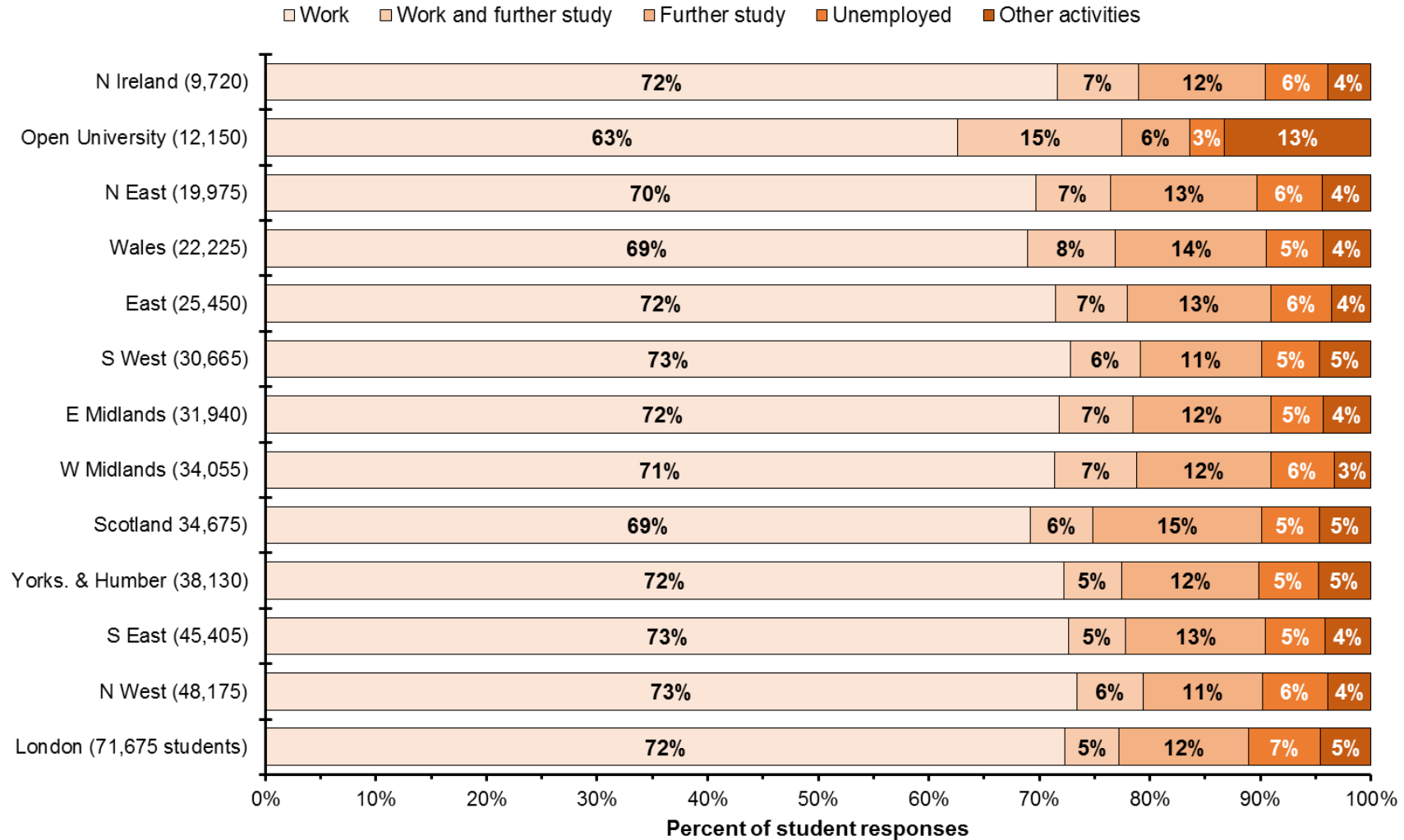


- Students are surveyed six months after completing their higher education (HE) studies;
- For the current survey 163 HE providers in the UK provided information including 40 HE providers in London;
- Almost 72,000 leavers from London HE providers responded, comprising 17% of all 424,000 respondents in the UK;
- In London 72% of UK and other EU graduates were in work, 17% were carrying out further studies or combining work and further study, while 7% were unemployed;
- These figures were similar to findings for all of the UK where 72% were in work, 19% in further studies or combining work and further study, and 6% unemployed;
- 69% of UK graduates who studied in London found employment in the capital and a further 18% were working in the East and South East;
- In London, about 40% of recent graduates from creative specialist HE providers were following 'entrepreneurial' activities such as starting their own businesses, self-employment or developing a portfolio career.
- Historically, unemployment has been greater in London than for other UK regions with part-time students more likely to be affected;
 - 36% of 735 unemployed part-time postgraduates had studied at a London HE provider;
 - 25% of 950 unemployed part-time first degree students studied in London.
- Source: [Destinations of Leavers from Higher Education Institutions 2013/14](#). Higher Education Statistics Agency Ltd., July 2015.
- Reproduced by permission of the Higher Education Statistics Agency Limited (HESA). HESA cannot accept responsibility for any inference or conclusions derived from the data by third parties;
- All figures, unless stated otherwise, refer to 40 of 41 HEFCE-supported HE providers in London excluding The Open University, London Regional Centre, (data not available);
- Contact Paresh Shah at paresh.shah@londonhigher.ac.uk for any enquiries or comments on this Factsheet;
- **ALL MEDIA ENQUIRIES SHOULD BE ADDRESSED TO HESA AND NOT LONDON HIGHER.**

LONDON HIGHER FACTSHEET 2015
DESTINATIONS OF LEAVERS FROM HIGHER EDUCATION, 2013/14



Activities of UK and other EU leavers six months after graduation

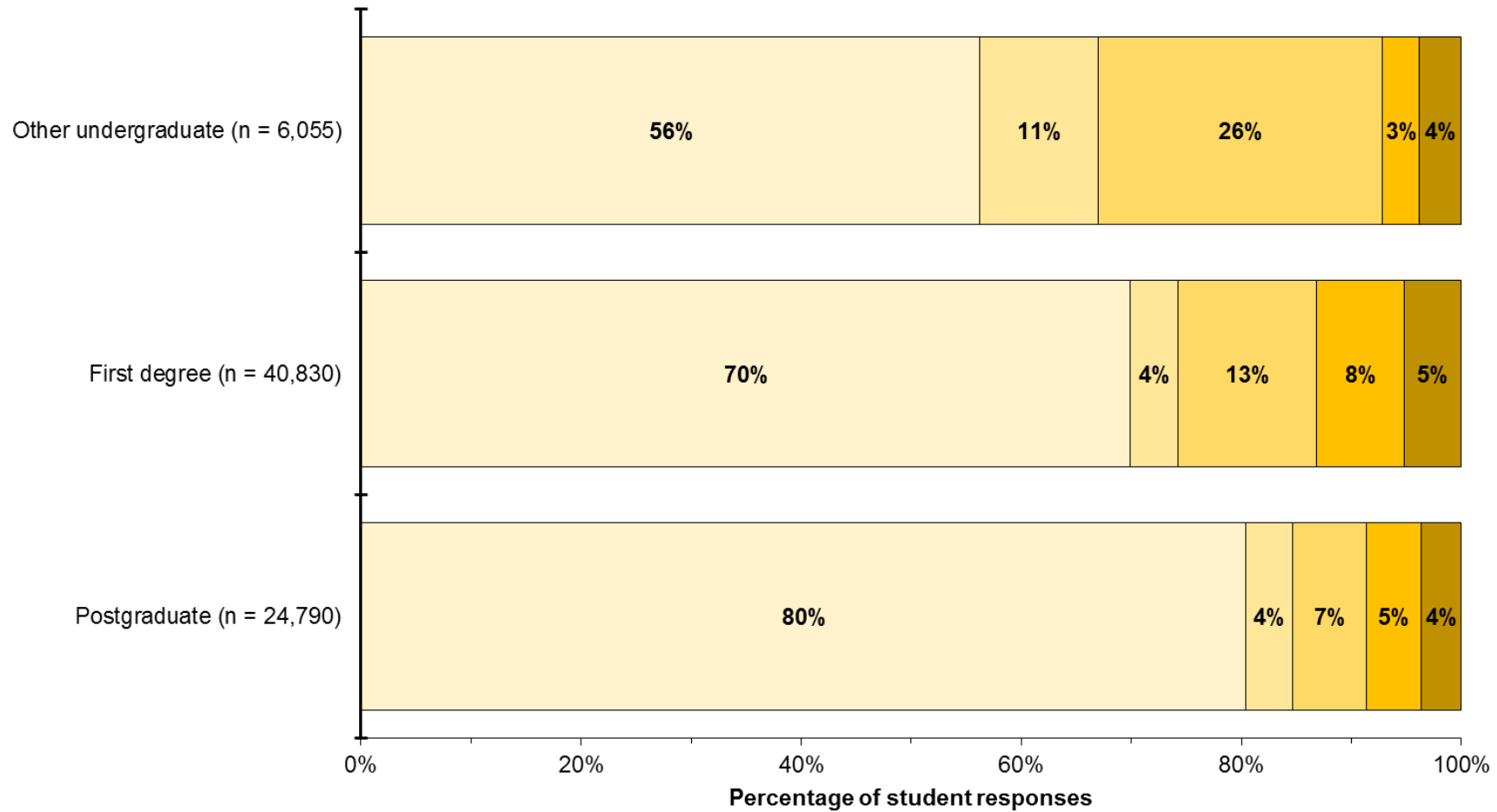


LONDON HIGHER FACTSHEET 2015
DESTINATIONS OF LEAVERS FROM HIGHER EDUCATION, 2013/14



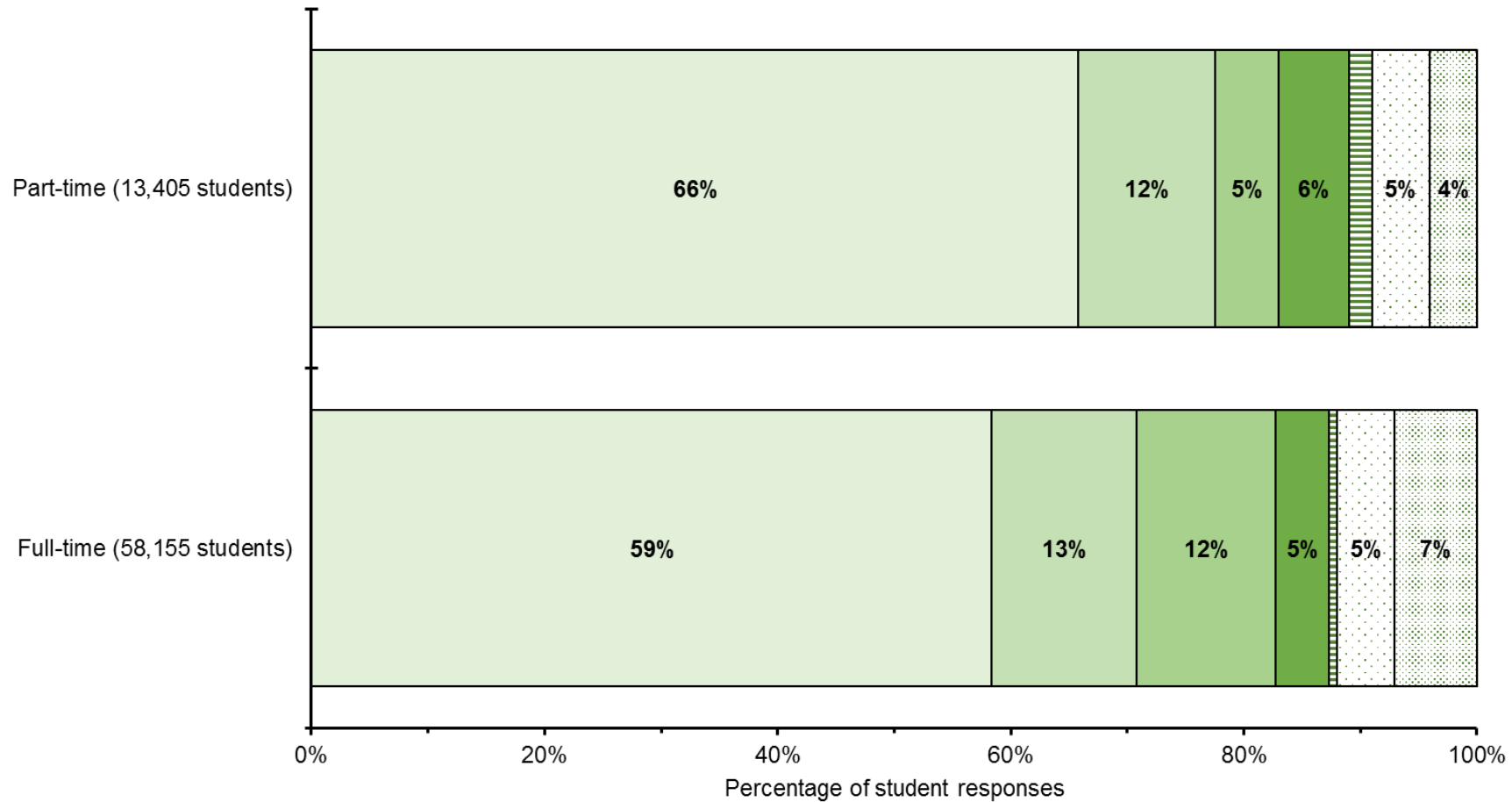
Major activities of UK and other EU students by level of study at London HE providers

□ Work □ Work and further study □ Further study □ Unemployed □ Other activities



Major activities for UK and other EU leavers by mode of study at London HEPs

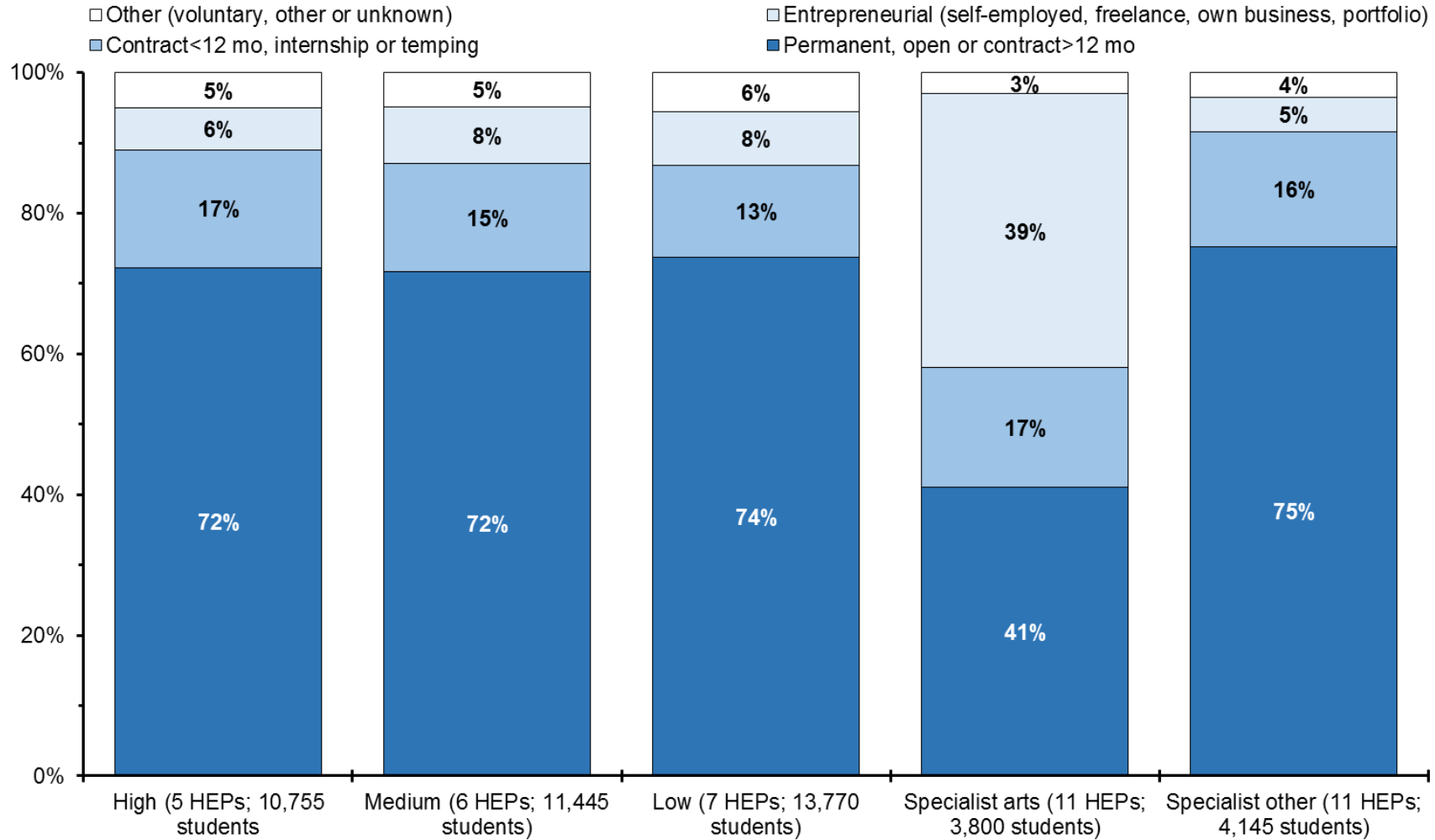
Full-time work
 Part-time work
 Full-time study
 Work and further study
 Part-time study
 Other
 Unemployed



LONDON HIGHER FACTSHEET 2015
DESTINATIONS OF LEAVERS FROM HIGHER EDUCATION, 2013/14



**Employment activities of UK and other EU leavers from full-time courses
 by London HEP tariff classes**



LONDON HIGHER FACTSHEET 2015
DESTINATIONS OF LEAVERS FROM HIGHER EDUCATION, 2013/14



**Employment activities of UK and other EU leavers from part-time courses
 by London HEP tariff classes**

