

# LONDON HIGHER FACTSHEET 2017

## STUDENTS AT ALTERNATIVE PROVIDERS 2015/16



### Coverage of the data release

1. Alternative providers (APs) are HE providers who do not receive recurrent funding from HEFCE or other public bodies and who are not FE colleges.
2. Only APs who have successfully completed the designation process are required to submit data to HESA.
3. Eligible students can access loans and grants from the Student Loans Company (SLC) only from designated courses.
4. Several groups of students are excluded from the data - see <https://www.hesa.ac.uk/support/definitions/ap-student#alternative-provider-coverage>.
5. All postgraduate students are excluded except those on Initial Teacher Training courses (ITT).
6. ITT postgraduates totalled 20 students - see <http://wonkhe.com/blogs/data-hesa-light-diversity-independent-higher-education/>.
7. Data is not available at individual AP level for student ethnicity, gender, age group or subject of study.

### Data on Alternative Providers

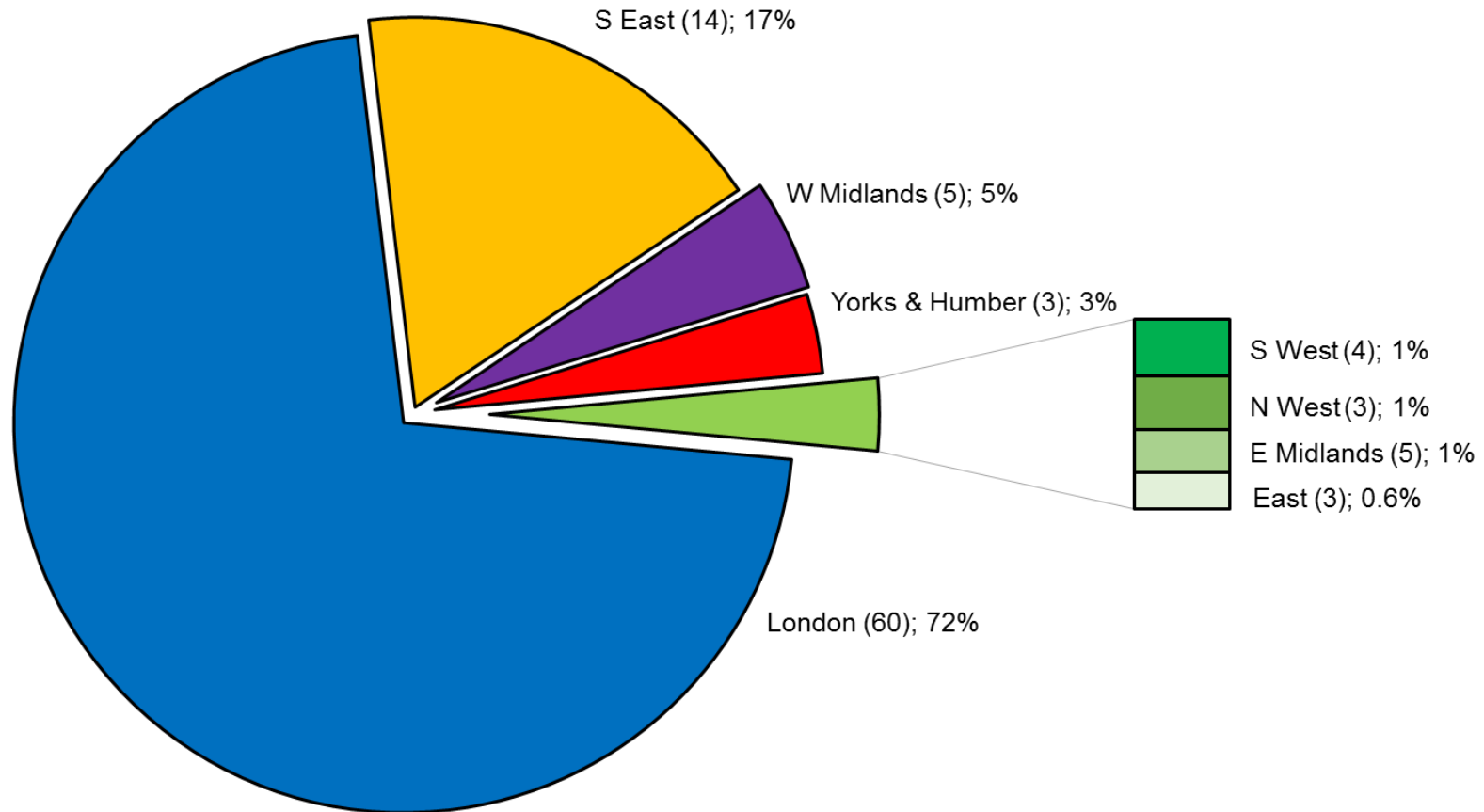
8. A total of 53,285 students were registered at 97 Alternative Providers (APs) in England and 98.9% were on designated courses.
9. Of the 38,155 students at 60 APs in London, 37,585 or 98.5% were on designated courses.
10. Of those on designated courses in London, 35,830 (95.3%) were full-time students.
11. Nationalities of students on designated courses in London, irrespective of mode of study, were as follows: 86% from UK; 5% Other EU; 9% Non-EU.
12. Of the 60 APs in London, 31 (82%) provided business and management courses while 18 (10%) offered courses only in the creative and performing arts.

**Source:** [Higher education undergraduate student enrolments and qualifications obtained at alternative providers in England 2015/16](#). Higher Education Statistics Agency Limited (HESA), February 2017.

**Contact:** Paresh Shah E [paresh.shah@londonhigher.ac.uk](mailto:paresh.shah@londonhigher.ac.uk).

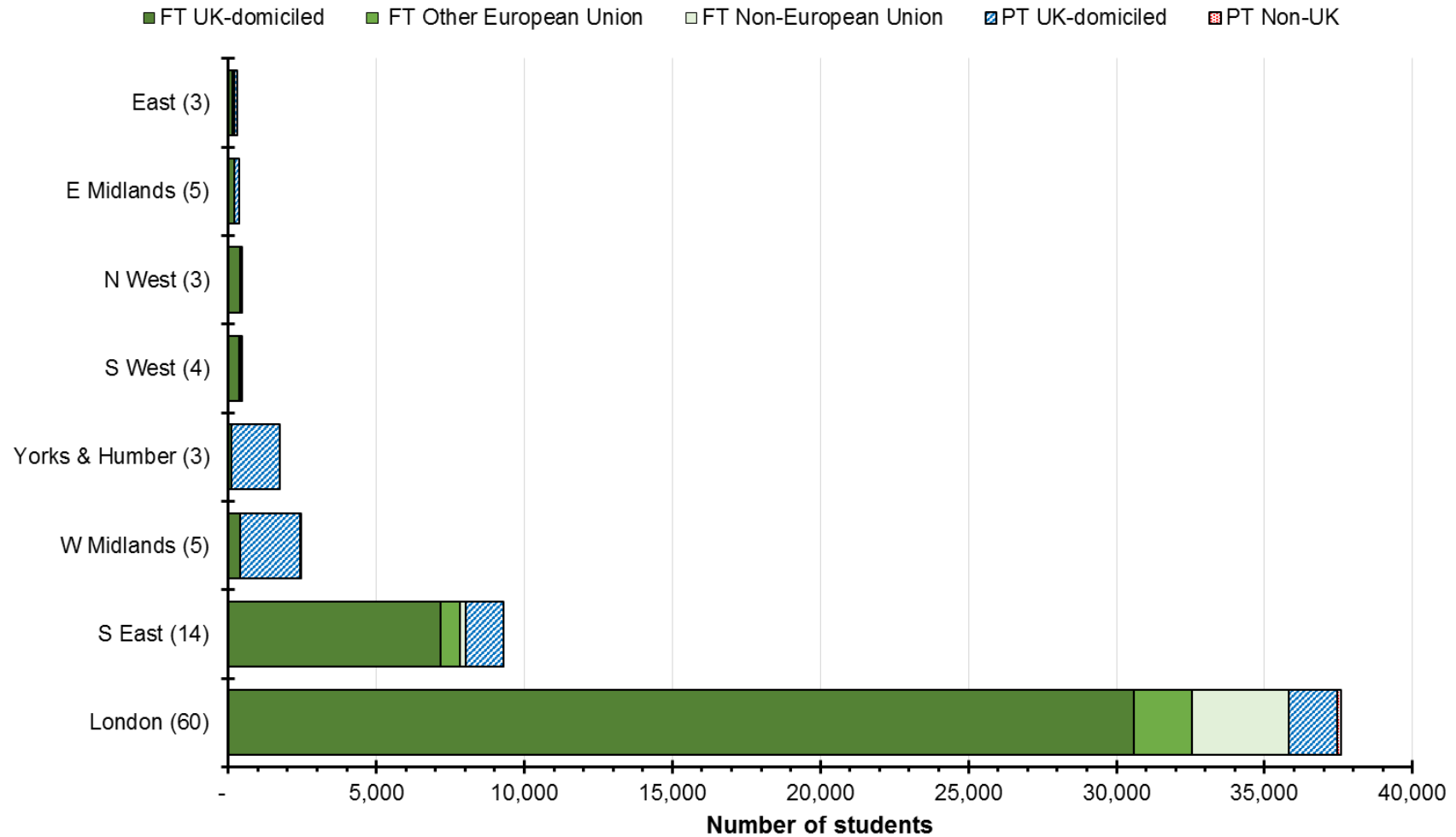
LONDON HIGHER FACTSHEET 2017  
STUDENTS AT ALTERNATIVE PROVIDERS 2015/16

**Alternative providers 2015/16: Students on designated and non-designated courses by region**



LONDON HIGHER FACTSHEET 2017  
STUDENTS AT ALTERNATIVE PROVIDERS 2015/16

**Alternative providers 2015/16: Students on designated courses  
by domicile and mode**

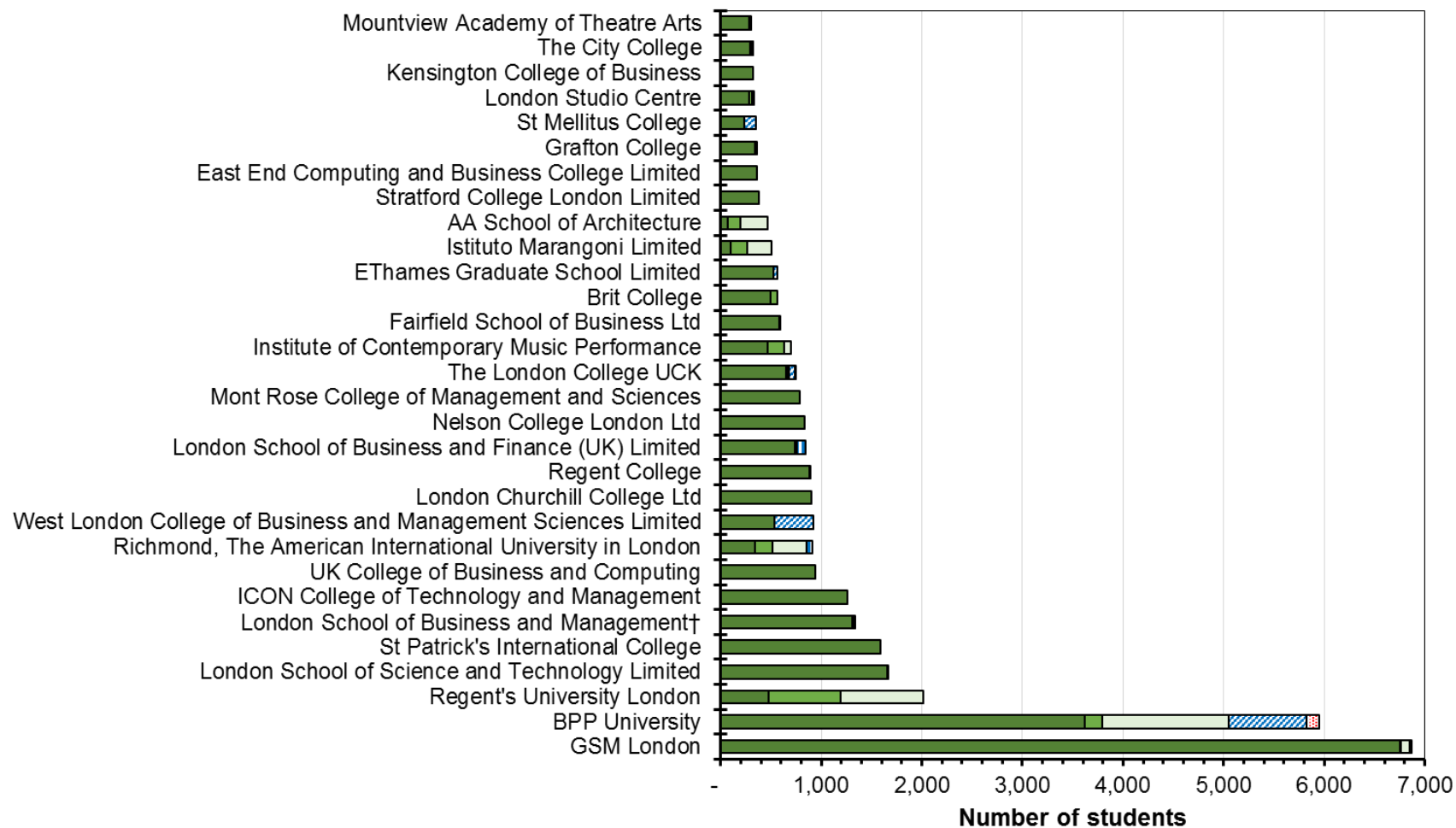


LONDON HIGHER FACTSHEET 2017  
STUDENTS AT ALTERNATIVE PROVIDERS 2015/16



**Alternative Providers 2015/16: London APs with more than 300 students**

■ FT UK-domiciled ■ FT Other European Union □ FT Non-European Union ▨ PT UK-domiciled ▩ PT Non-UK □ Non-designated courses

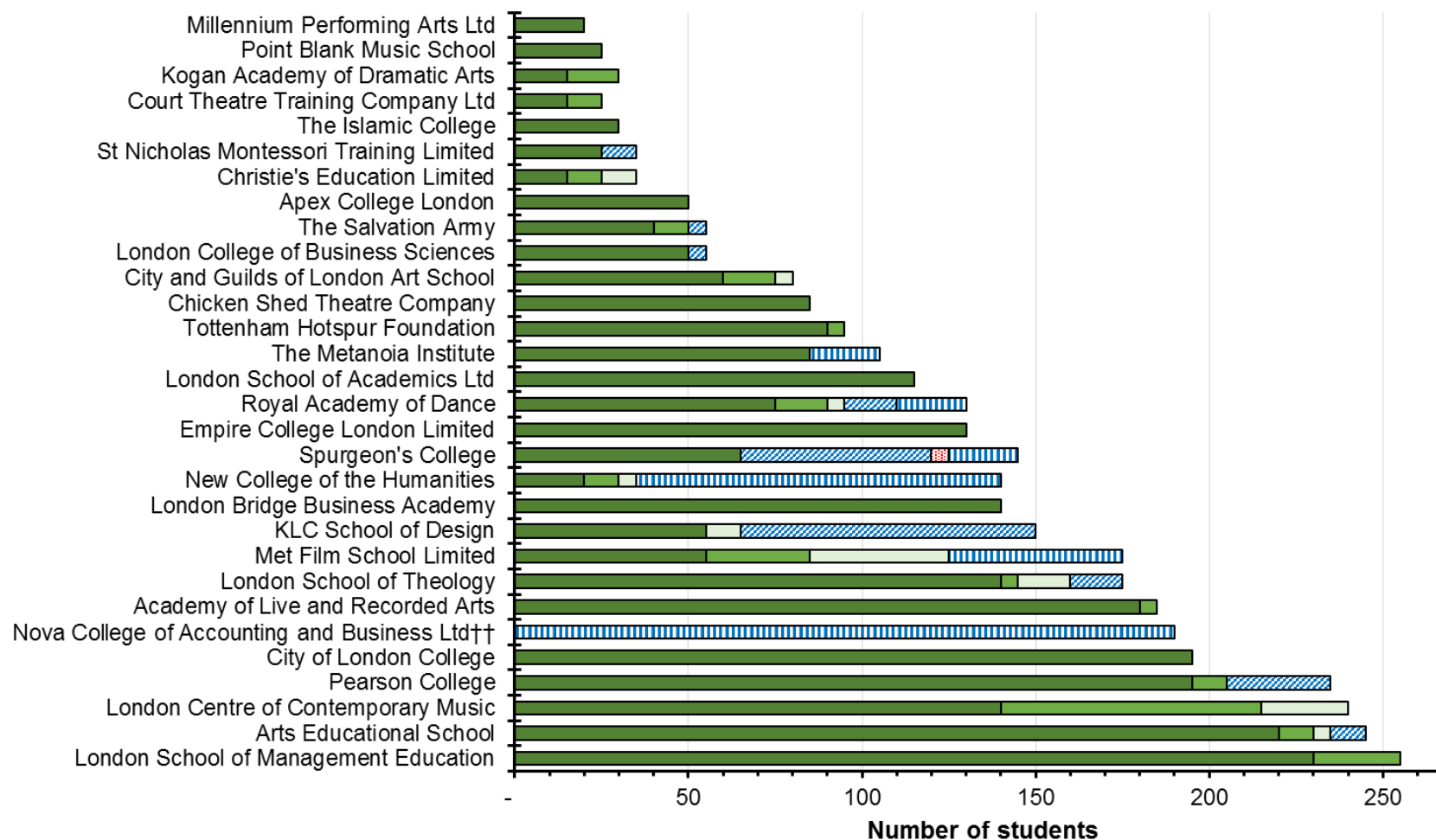


LONDON HIGHER FACTSHEET 2017  
STUDENTS AT ALTERNATIVE PROVIDERS 2015/16



**Alternative Providers 2015/16: London APs with less than 300 students**

■ FT UK-domiciled ■ FT Other European Union □ FT Non-European Union ▨ PT UK-domiciled ▩ PT Non-UK ▨ Non-designated courses



LONDON HIGHER FACTSHEET 2017  
STUDENTS AT ALTERNATIVE PROVIDERS 2015/16

**Alternative Providers 2015/16: Students on designated courses  
by type of London AP**

