

LONDON HIGHER FACTSHEET 2015
STAFF IN HIGHER EDUCATION 2013/14 – LONDON



- During the 2013/14 academic year 470,800 staff were employed at 162 higher education (HE) institutions in the UK.
- Over 86,000 staff (18% of the UK total) were employed in London.
- HE staff in London consisted of 41,600 academic, 33,000 non-academic and 11,700 academic atypical staff (see Notes).
- In London, 31% of academic staff carried out teaching duties only, 43% did both teaching and research and 25 % worked solely in research.
- Women comprised 45% of academic staff in London and 60% of non-academic staff.
- Black and other ethnic minority groups made up 18% of London academic staff and 25% of non-academic staff.
- Twenty nine percent of all academic ethnic minority staff in the UK were employed in London.
- About 35% of non-academic staff in London were employed in Academic cost centres, followed by 32% working in Central administration & services.
- Academic cost centres where staff in London contained \geq 20% of the relevant UK total included Medicine, dentistry and health (25%); Architecture & planning (20%); Social studies (20%), and Design, creative & performing arts (29%).

Source: [Staff in Higher Education, 2013/14](#). Higher Education Statistics Agency Limited (HESA), February 2015.

Notes:

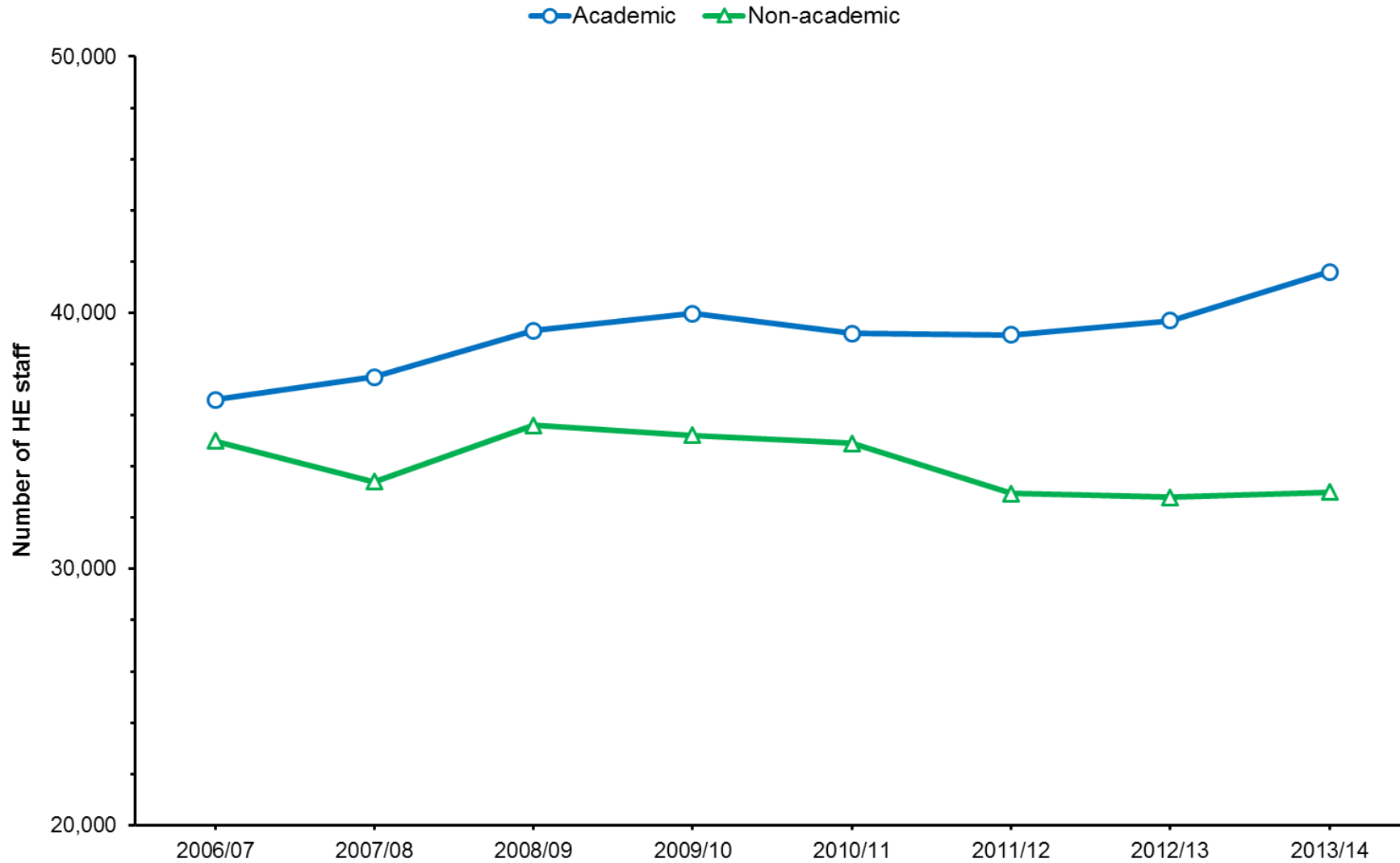
- (i) Academic atypical staff have working arrangements which are not permanent, involve complex employment relationships and/or entail work away from the supervision of the normal work provider. For further information [see Staff Definitions on the HESA website](#).
- (ii) Reproduced by permission of the Higher Education Statistics Agency Limited (HESA). HESA cannot accept responsibility for any inference or conclusions derived from the data by third parties.
- (iii) All figures, unless stated, refer to 40 of 41 publicly funded HEIs in the Greater London region excluding The Open University in London (data not available).

Contact: Paresh Shah E paresh.shah@londonhigher.ac.uk.

ALL MEDIA ENQUIRIES SHOULD BE DIRECTED TO HESA.

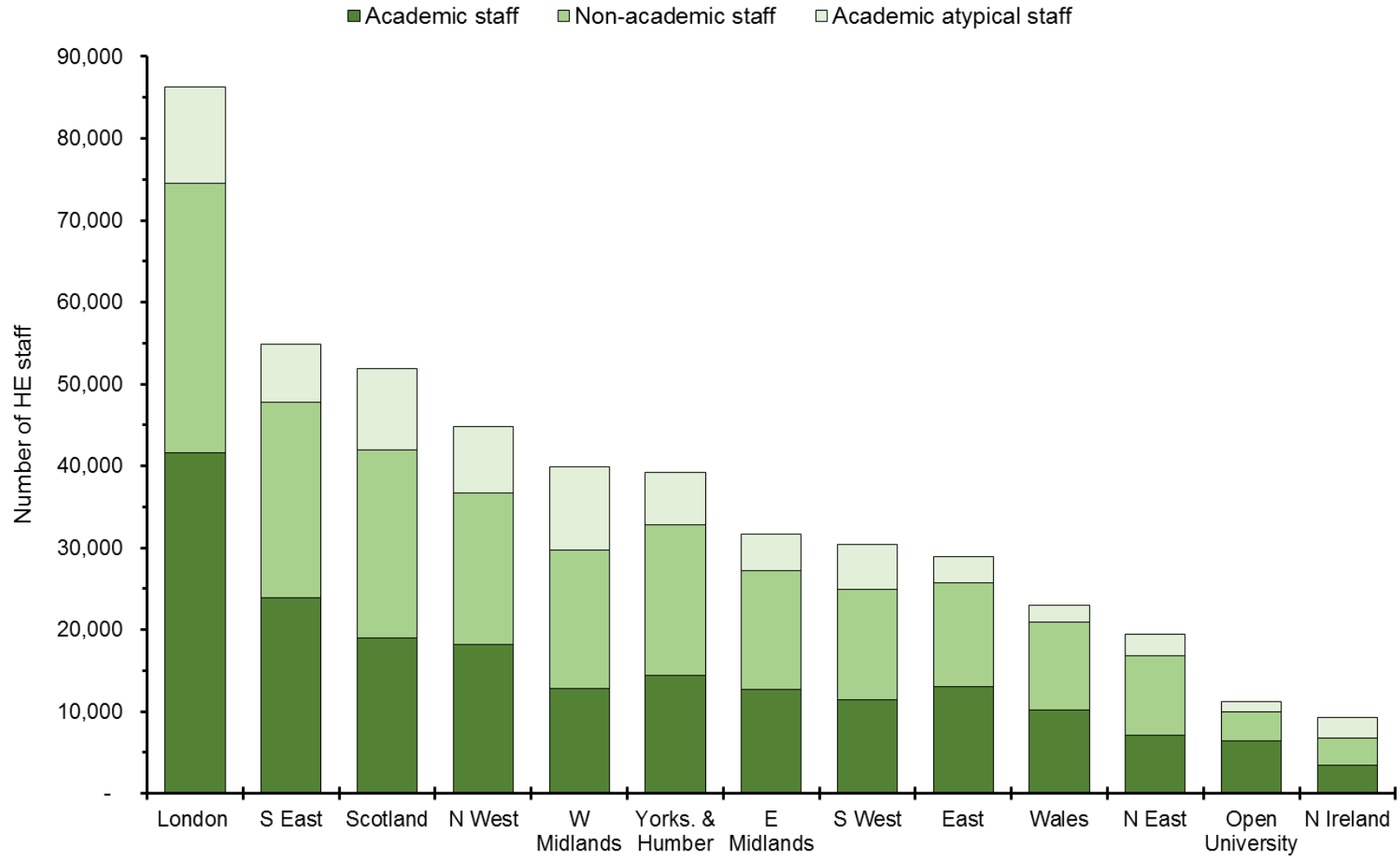
LONDON HIGHER FACTSHEET 2015
STAFF IN HIGHER EDUCATION 2013/14 – LONDON

HE staff in London (excluding all atypical staff)



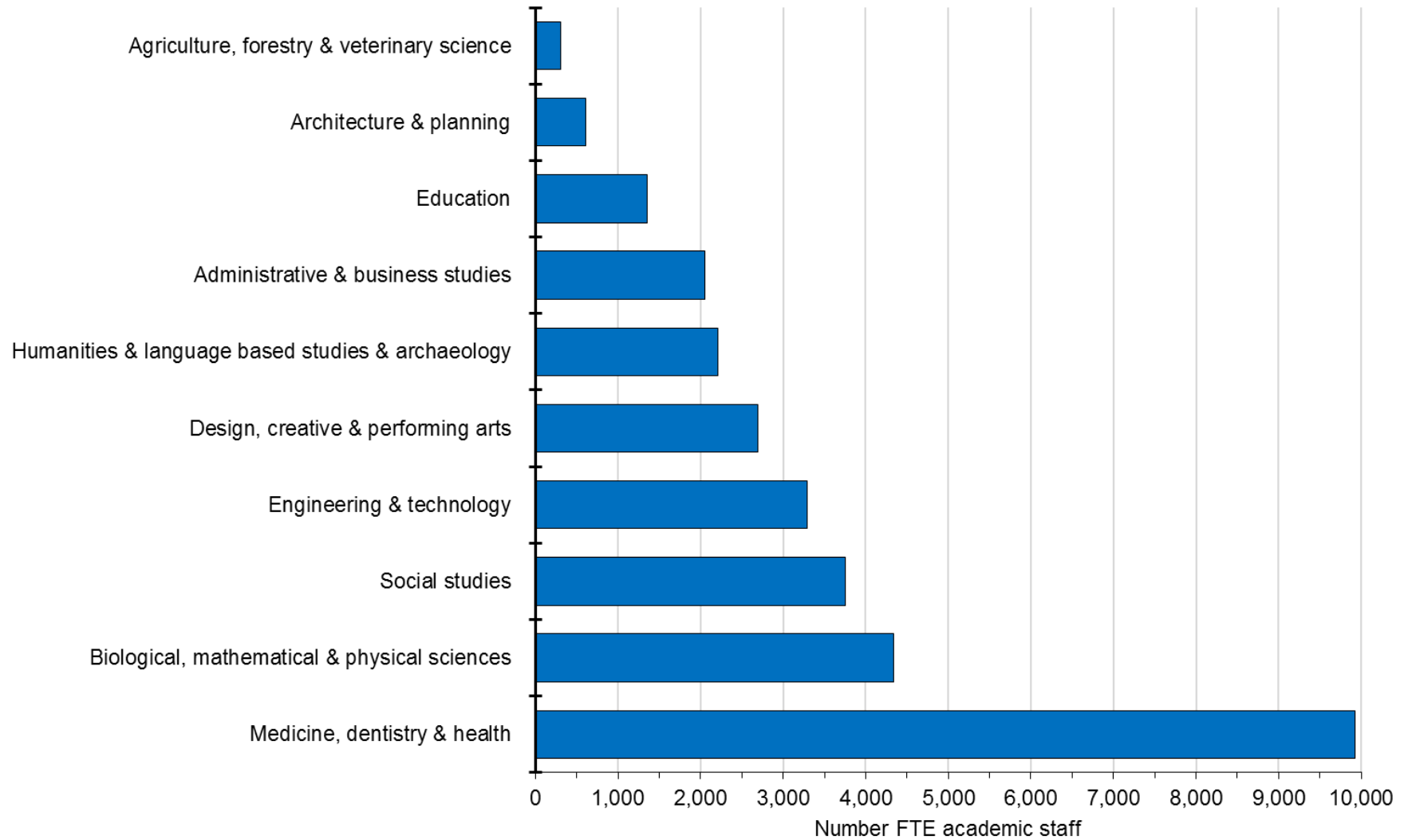
LONDON HIGHER FACTSHEET 2015
 STAFF IN HIGHER EDUCATION 2013/14 – LONDON

HE staff by region



LONDON HIGHER FACTSHEET 2015
STAFF IN HIGHER EDUCATION 2013/14 – LONDON

Academic staff by cost centres in London



LONDON HIGHER FACTSHEET 2015
STAFF IN HIGHER EDUCATION 2013/14 – LONDON

Non-academic staff by cost centres in London

