

LONDON HIGHER FACTSHEET 2018

STUDENTS IN HIGHER EDUCATION 2016/17

1. Over 2.3 million students were registered at 170 higher education (HE) providers in the UK.
2. Over 377,000, or 16% of the UK total, were studying at 40 HE providers in London, an increase from the previous academic year of nearly 6,000 students
3. By level of study there were nearly 252,000 undergraduates (67%) and 125,600 postgraduates (33%) in London.
4. There were 108,500 overseas students (Other EU and Non EU) in London comprising 29% of all HE students in the capital.
5. Of the overseas students in London, 33% were from Other EU countries and 67% were from Non-EU countries.
6. Considering just UK full-time first degree students:
 - o 92,700 students domiciled in London remained in the capital, making up 47% of this student group, the same as the previous year and comparable figures from recent years were: 44% in 2008/09; 50% in 2013/14, and 48% in 2014/15;
 - o 67,900 students came to London from the rest of England, mostly from the South East and the West Midlands;
 - o 109,030 students left London to study elsewhere and 45% went to the South East or the East of England.
7. For HE students in London: 59% were women, 34% were 25 years or older and 11% had a self-declared disability.
8. BAME students made up 48% of all UK students in London, compared with 19% of UK students at all other HE providers outside of London.
9. The three popular subjects in London were Business & Administrative Studies (15% of all students), Allied Healthcare (12%) and Creative Arts & Design (12%).
10. There were 6,950 students on Initial Teacher Training (ITT) courses in London and they formed 11% of all ITT students in the UK.
11. Over 640,000 students were studying wholly overseas outside of the UK while registered at a UK HE provider or partner organisation.
12. London's 110,800 'offshore' students made up 17% of the total, with 40,000 students in Asia (45%) and 23,000 in Africa (21%).
13. About 48% of London's 'offshore' students were studying through distance, flexible or distributed learning.
14. Of 137,000 HE qualifications awarded in London, 47% were at postgraduate level and 46% were for first degrees.

Source: [Students in Higher Education, 2016/17](#). Higher Education Statistics Agency Limited (HESA), February 2018.

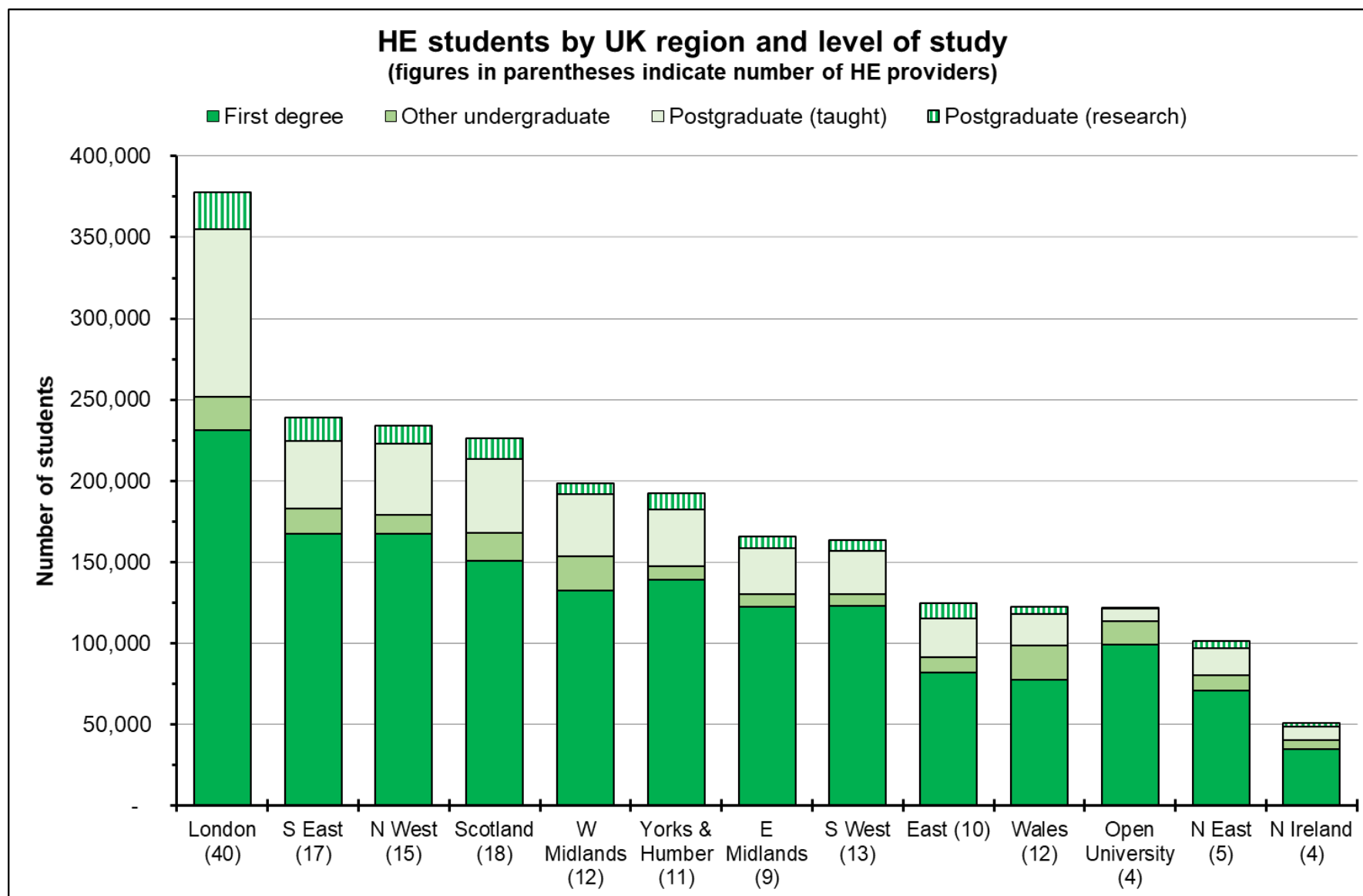
Notes:

(i) Adapted from HESA data available at <https://www.hesa.ac.uk/data-and-analysis/students/releases>;

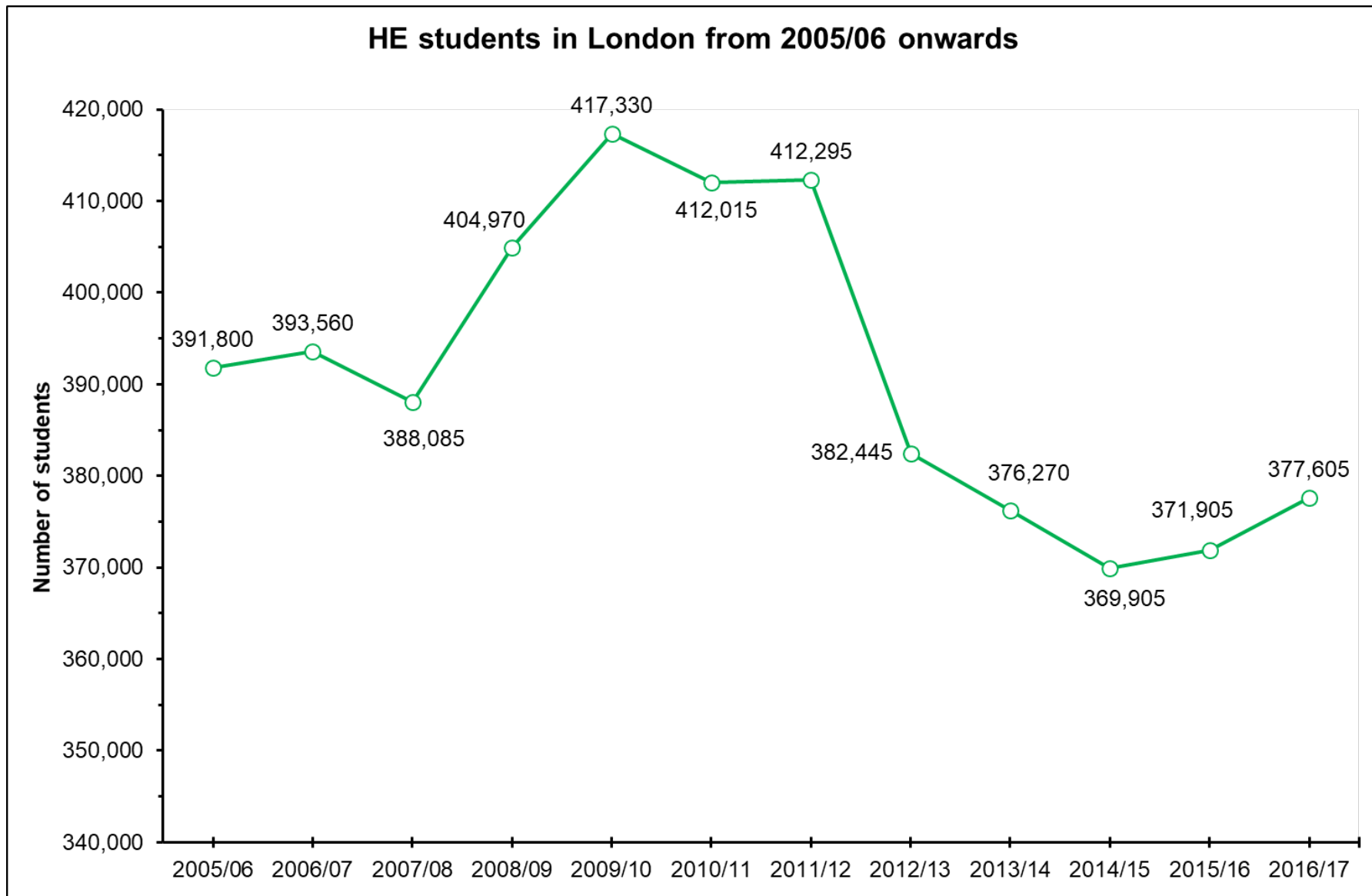
(ii) All figures and charts for London refer to 40 HE providers in the Greater London region including Royal Holloway, University of London (except point 6), and University College of Osteopathy but excluding The Open University in London (data not available).

Contact: Paresh Shah E paresh.shah@londonhigher.ac.uk.

LONDON HIGHER FACTSHEET 2018
STUDENTS IN HIGHER EDUCATION 2016/17

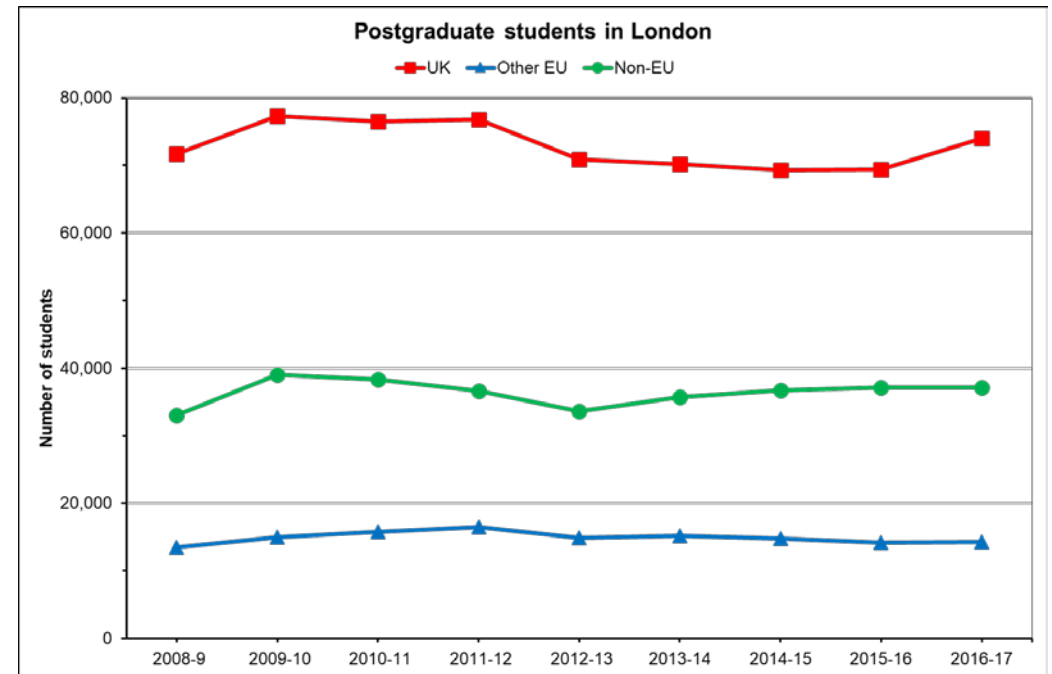
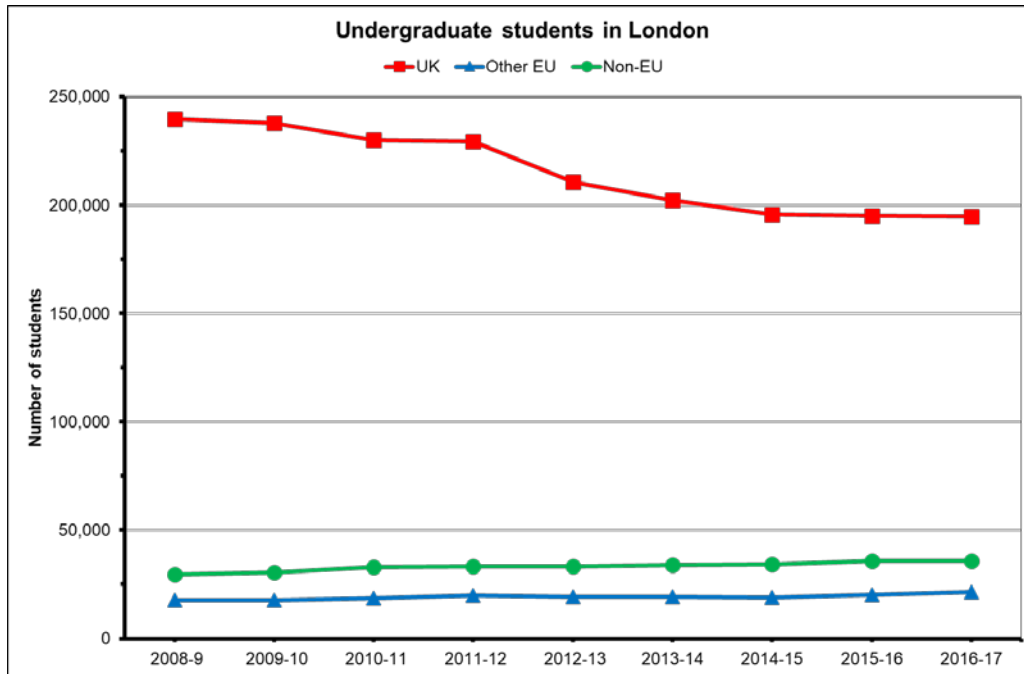


LONDON HIGHER FACTSHEET 2018
STUDENTS IN HIGHER EDUCATION 2016/17

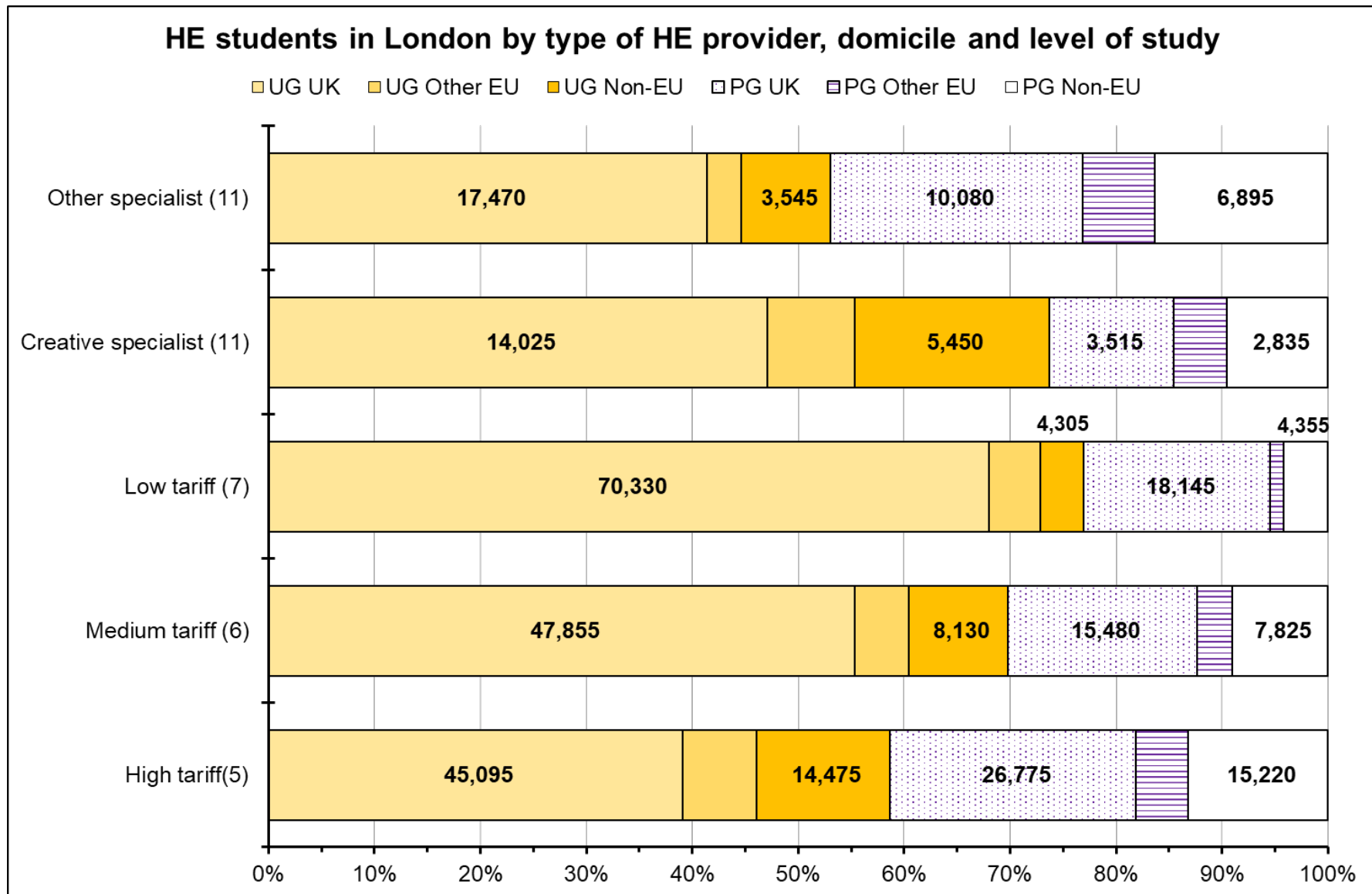


LONDON HIGHER FACTSHEET 2018

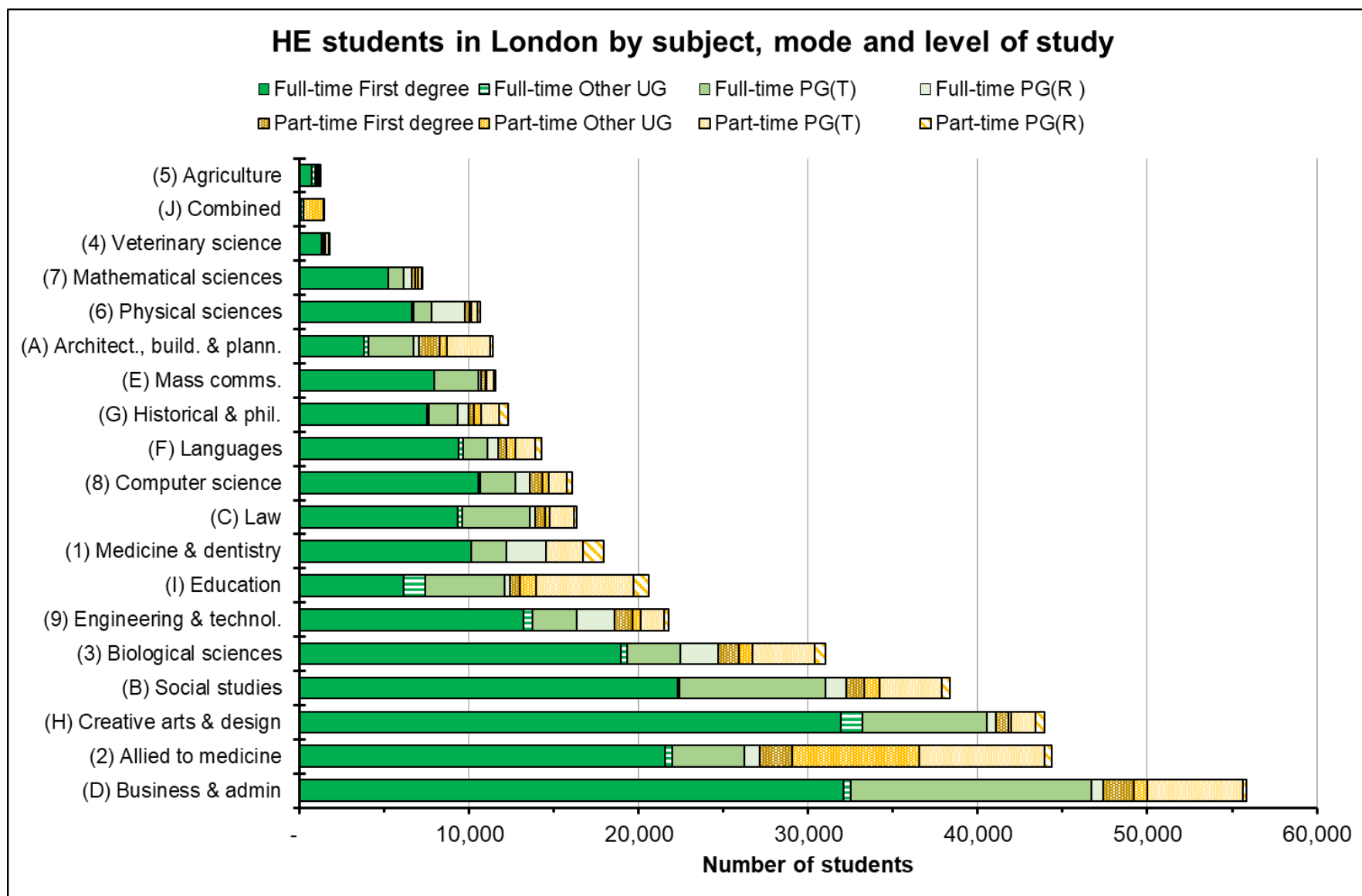
STUDENTS IN HIGHER EDUCATION 2016/17



LONDON HIGHER FACTSHEET 2018
STUDENTS IN HIGHER EDUCATION 2016/17



LONDON HIGHER FACTSHEET 2018
STUDENTS IN HIGHER EDUCATION 2016/17



LONDON HIGHER FACTSHEET 2018
STUDENTS IN HIGHER EDUCATION 2016/17

Higher education qualifications in London by level of study

