

LONDON HIGHER FACTSHEET 2019

STUDENTS IN HIGHER EDUCATION 2017/18

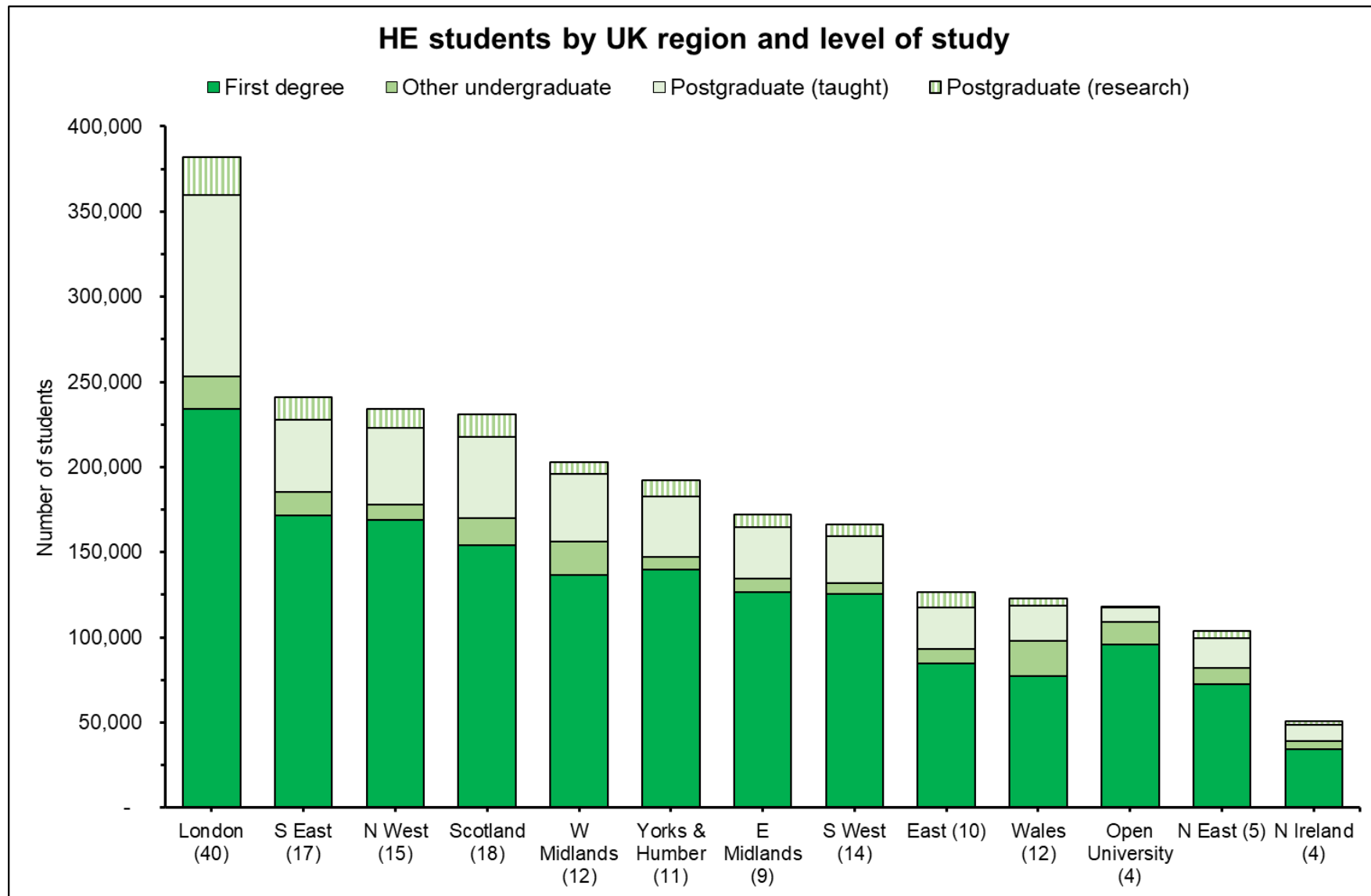
1. Over 2.3 million students were registered at 172 higher education (HE) providers in the UK.
2. Nearly 382,000, or 16% of the UK total, were studying at 40 HE providers in London, an increase from the previous academic year of 4,000 students
3. By level of study there were nearly 253,000 undergraduates (66%) and nearly 129,000 postgraduates (34%) in London.
4. There were 114,555 overseas students (Other EU and Non EU) in London comprising 30% of all HE students in the capital.
5. Of the overseas students in London, 32% were from Other EU countries and 68% were from Non-EU countries.
6. Considering just UK full-time First degree students:
 - o 94,800 students domiciled in London remained in the capital, making up 59% of First degree undergraduates;
 - o 65,900 students came to London from the rest England, mostly from the South East;
 - o 115,000 students left London to study elsewhere and 45% went to the South East or the East of England.
7. Fifty-nine percent of HE students in London were women, and 33% of all students were 25 years or older.
8. BAME students made up 48% of all UK students in London, compared with 19.5% of UK students at all other HE providers outside of London.
9. The average number of students with a self-declared disability at an HE provider was 11% varying between 2% to 41% depending on the provider.
10. The top three subjects in London were Business & Administrative Studies (15% of all students), Creative Arts & Design (12%) and Allied Healthcare (12%).
11. Nearly 640,000 students were studying wholly overseas outside of the UK while registered at a UK HE provider or partner organisation:
 - o London's 109,500 'offshore' students included 49,000 students in Asia (45%), 22,000 in Africa (20%), and 19,600 in Europe (18%).
 - o Forty-six percent of London's 'offshore' students were studying through distance, flexible or distributed learning.
12. From 131,000 HE qualifications awarded in London, 44% were for First degrees and 36% were for taught Masters.

Source: [Students in Higher Education, 2017/18](#). Higher Education Statistics Agency Limited (HESA), February 2019.

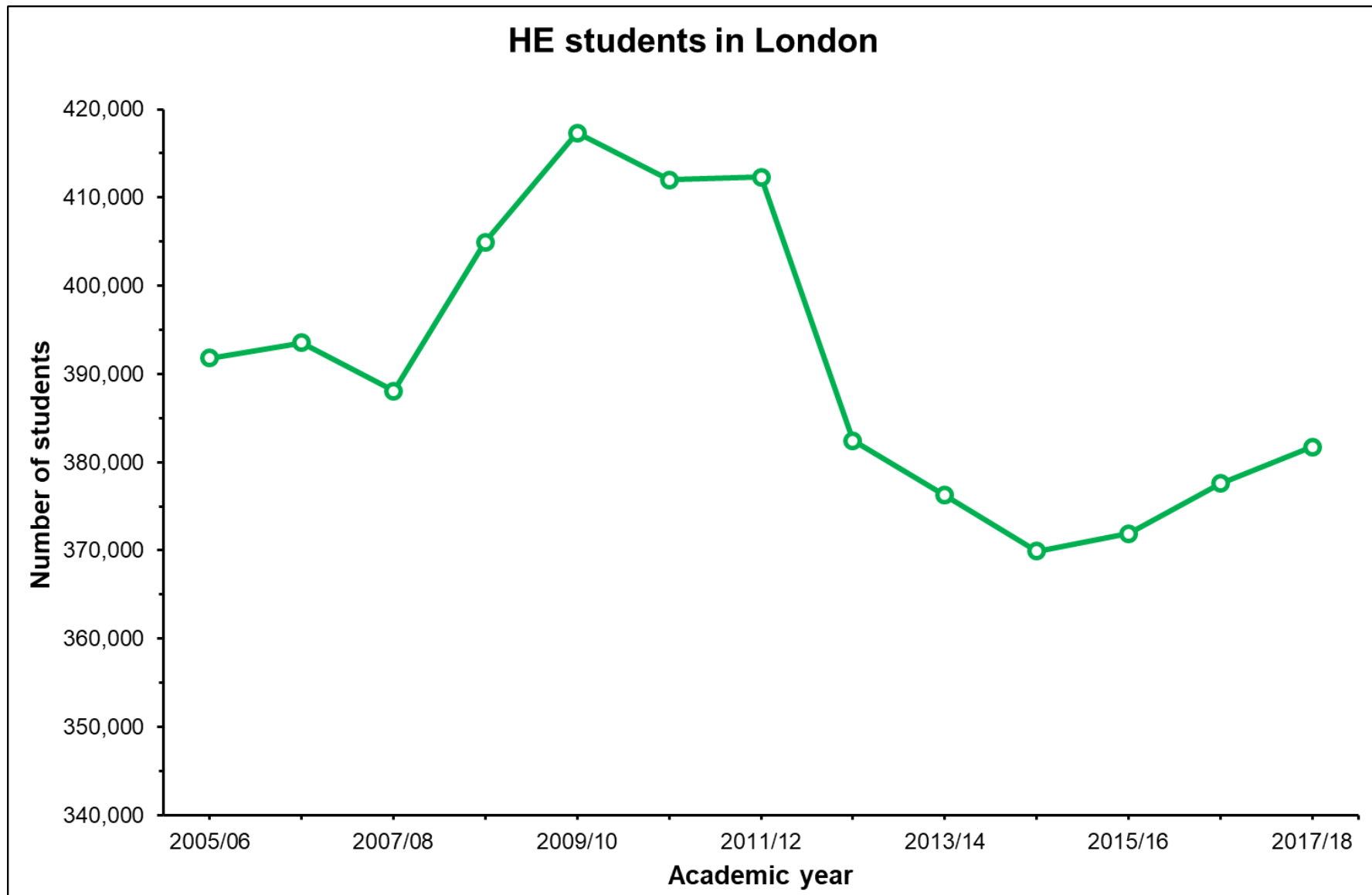
Notes: All figures and charts refer to 40 HE providers in the Greater London region including Royal Holloway, University of London (except point 7) and University College of Osteopathy, but excluding The Open University in London (data not available).

Contact: Paresh Shah E paresh.shah@londonhigher.ac.uk.

LONDON HIGHER FACTSHEET 2019
STUDENTS IN HIGHER EDUCATION 2017/18

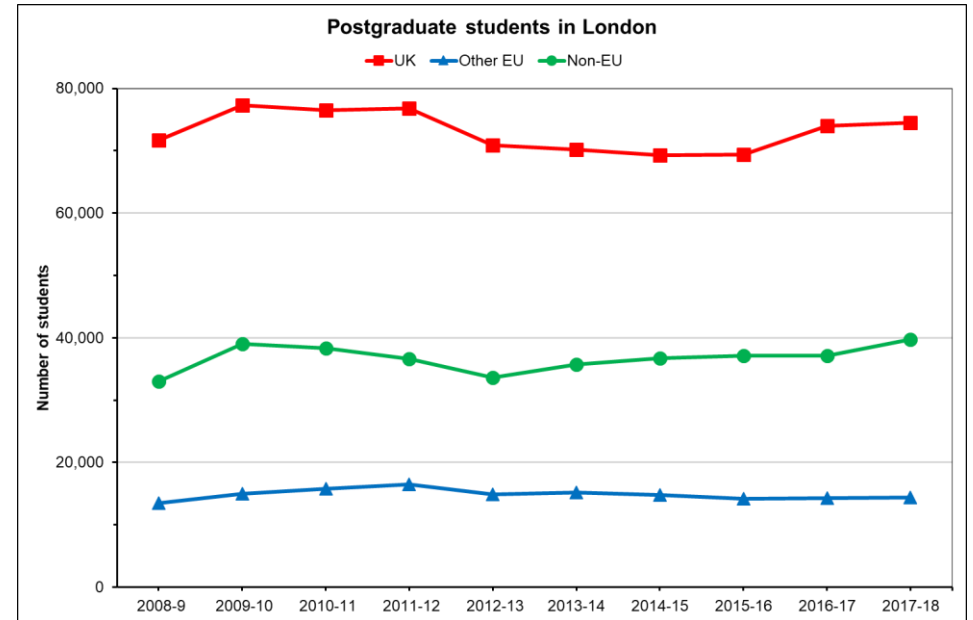
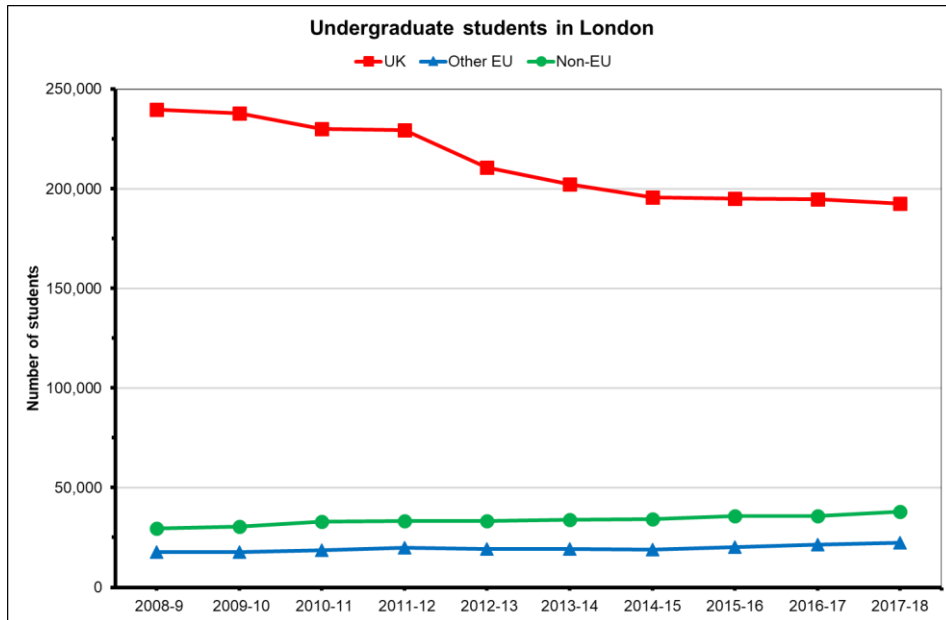


LONDON HIGHER FACTSHEET 2019
STUDENTS IN HIGHER EDUCATION 2017/18

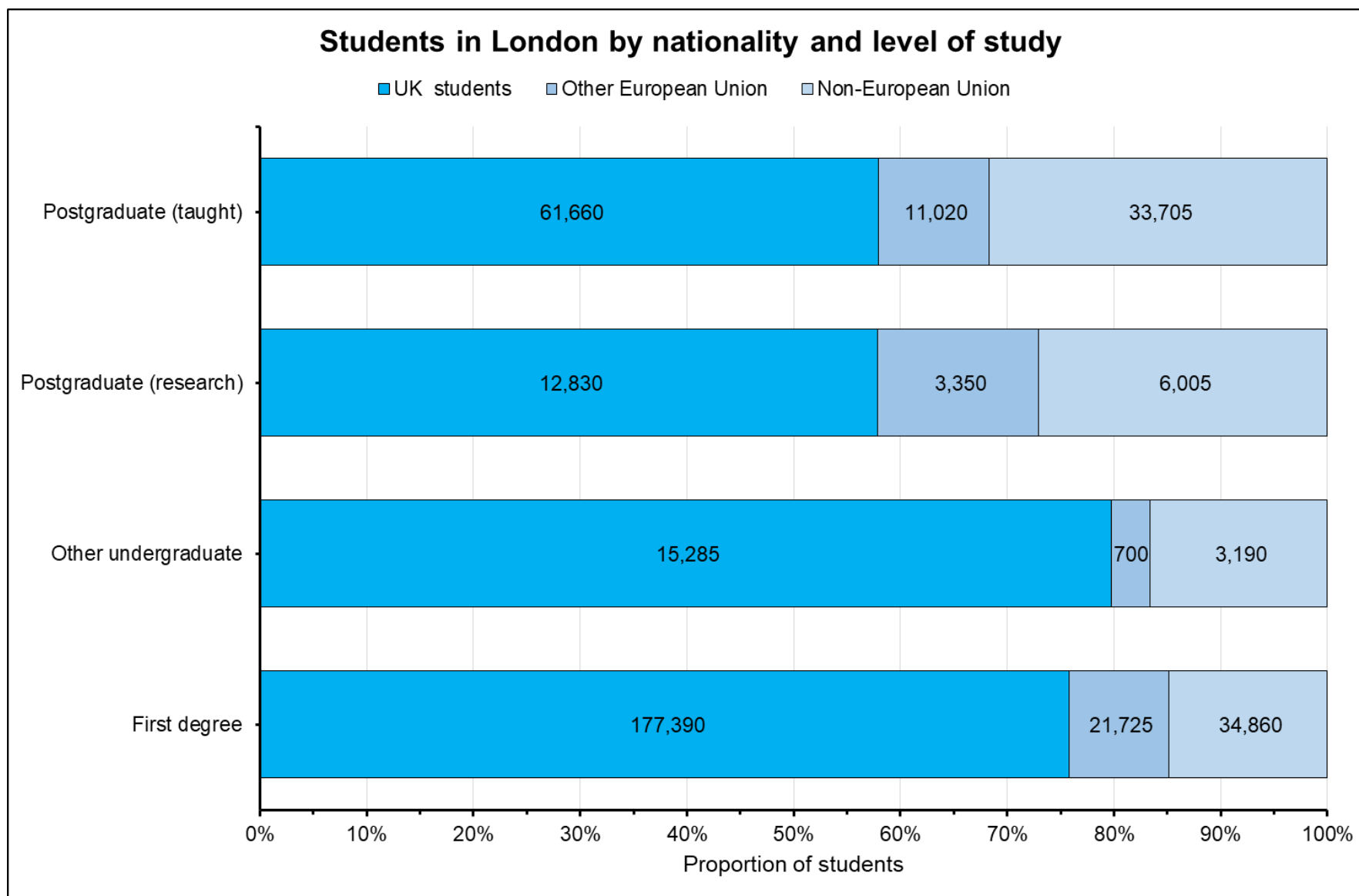


LONDON HIGHER FACTSHEET 2019

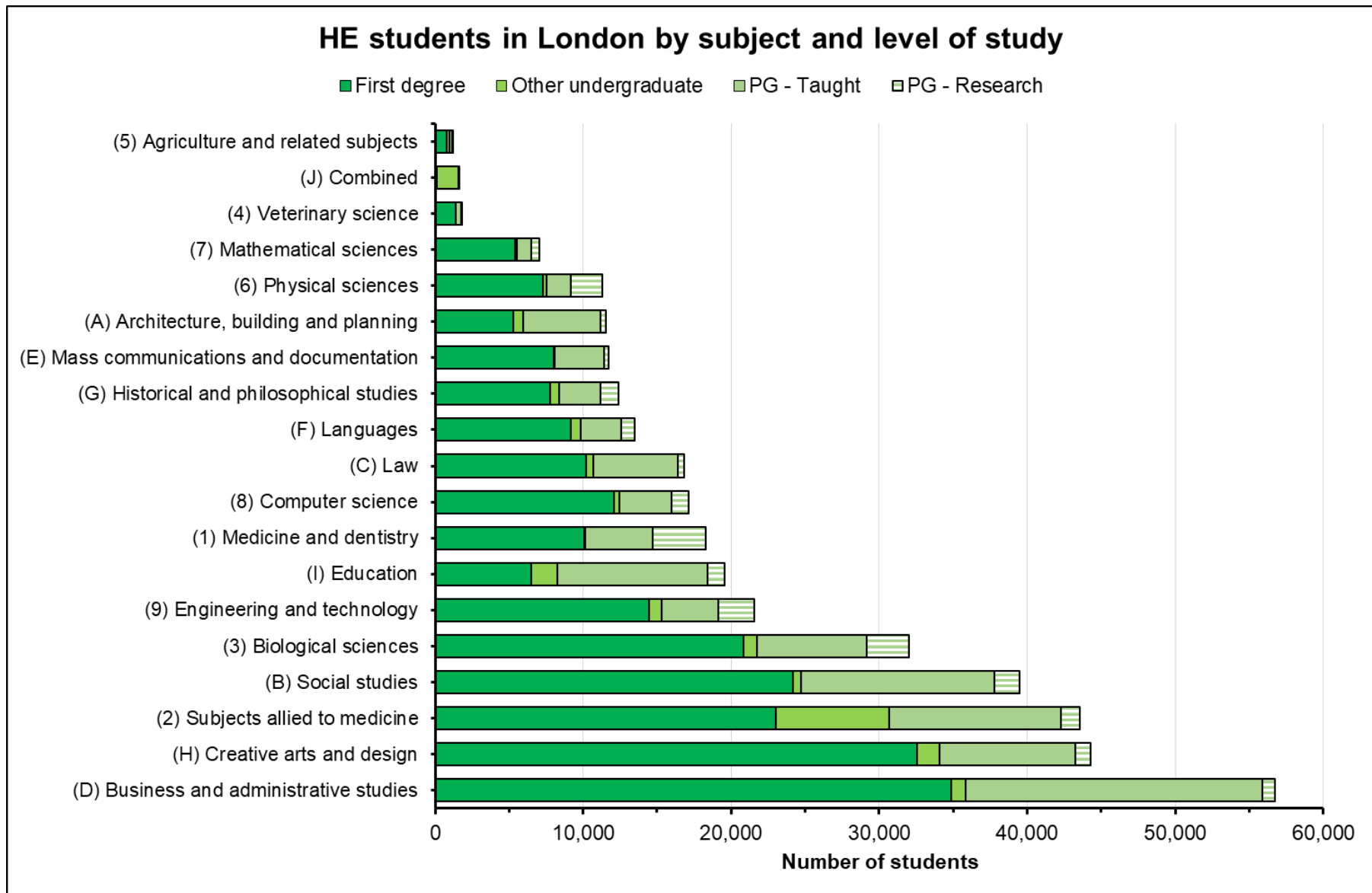
STUDENTS IN HIGHER EDUCATION 2017/18



LONDON HIGHER FACTSHEET 2019
STUDENTS IN HIGHER EDUCATION 2017/18



LONDON HIGHER FACTSHEET 2019
STUDENTS IN HIGHER EDUCATION 2017/18



LONDON HIGHER FACTSHEET 2019
STUDENTS IN HIGHER EDUCATION 2017/18

Higher education qualifications for students in London.

